

- ▶ European fixed-income markets started the week with a safe-haven movement as Italy's Lega and M5S agreed on Giuseppe Conte (a law professor from Florence University) as their pick for prime minister. While yields on German Bunds declined, 10-year sovereign spreads jumped by 22bp in Italy (reaching levels not seen since the first half of 2017) and by 19bp in Portugal and 12bp in Spain (levels not seen since early Jan.-2018).
- ▶ U.S. stock markets surged on the back of Treasury Secretary Mnuchin's comments that the U.S. "was putting the trade war on hold" amid progress in talks with China. European stocks were mixed and the Italian MIB index was down by -1.5 percent.
- ▶ This week, the focus will be on whether Italy's President Sergio Mattarella decides to formalize Conte's nomination. On the economic front, the focus will be on the release of the minutes of the Fed (Wednesday) and the ECB's (Thursday) last monetary policy meetings as well as on flash euro area economic sentiment indicators for May.

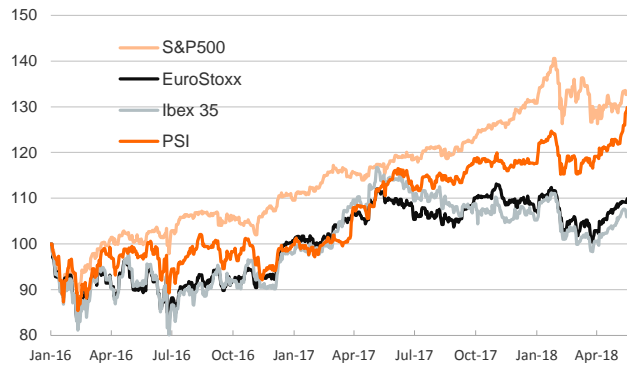
Interest Rates (%)	5/21	5/18	Daily Change (basis points)	Weekly Change (basis points)	YTD (basis points)	YoY Change (basis points)
Eurozone						
ECB - Official Interest Rate (Refi)	0.00	0.00	0	0	0	0
Eonia	-0.37	-0.37	1	-1	-2	-1
Swap Eonia (10Y)	0.81	0.83	-2	-3	11	17
3 months (Euribor)	-0.33	-0.33	0	0	0	0
12 months (Euribor)	-0.19	-0.19	0	0	0	-6
Germany - 2-Year Bond	-0.62	-0.58	-4	-6	1	5
Germany - 10-Year Bond	0.52	0.58	-6	-9	10	13
France - 10-Year Bond	0.81	0.83	-1	-2	3	-3
Italy - 10-Year Bond	2.38	2.22	16	46	38	25
Spain - 10-Year Bond	1.51	1.44	6	18	-6	-12
Portugal - 10-Year Bond	2.01	1.87	14	29	6	-115
Risk premium - Spain (10Y)	99	86	12	26	-16	-24
Risk premium - Portugal (10Y)	148	129	19	38	-3	-127
US						
Fed - Upper Bound	1.75	1.75	0	0	25	75
3 months (Libor)	2.33	2.33	0	0	64	114
12 months (Libor)	2.76	2.76	0	0	65	103
2-Year Bond	2.57	2.55	2	2	69	129
10-Year Bond	3.06	3.06	0	6	65	81
Stock Markets						
	5/21	5/18	Daily Change (%)	Weekly Change (%)	YTD (%)	YoY Change (%)
CaixaBank	4.10	4.11	-0.3	-5.1	5.3	-1.4
BPI	1.45	1.45	0.0	-0.1	23.6	34.8
Ibex 35	10067	10112	-0.5	-1.9	0.2	-6.7
PSI	3287	3268	0.6	1.3	10.7	15.1
DAX	13078	13078	0.0	0.8	1.2	3.6
CAC 40	5638	5615	0.4	1.7	6.1	5.9
Eurostoxx50	3573	3574	0.0	0.2	2.0	-0.1
FTSE 100	7859	7779	1.0	1.9	2.2	4.8
S&P 500	2733	2713	0.7	0.1	2.2	14.2
Nasdaq	7394	7354	0.5	-0.2	7.1	20.5
Nikkei 225	23002	22930	0.3	0.6	1.0	16.9
MSCI Emerging Index	1136	1138	-0.1	-2.8	-1.9	13.2
Shanghai	3214	3193	0.6	1.3	-2.8	4.5
VIX Index	13	13	-2.5	1.2	18.5	19.7
Currencies						
	5/21	5/18	Daily Change (%)	Weekly Change (%)	YTD (%)	YoY Change (%)
EUR/USD	1.179	1.177	0.2	-1.1	-1.8	4.9
EUR/JPY	130.94	130.39	0.4	0.1	-3.2	4.7
EUR/GBP	0.88	0.87	0.5	-0.2	-1.1	1.6
EUR/CHF	1.18	1.17	0.2	-1.4	0.5	7.5
USD/JPY	111.05	110.78	0.2	1.3	-1.5	-0.2
USD/CNY	6.38	6.38	0.1	0.7	-1.9	-7.3
USD/MXN	19.82	19.95	-0.7	1.0	0.8	6.2
Commodities						
	5/21	5/18	Daily Change (%)	Weekly Change (%)	YTD (%)	YoY Change (%)
Global Commodities Index	91.0	90.4	0.6	0.7	3.2	6.7
Brent (US\$/barrel)	79.2	78.5	0.9	1.3	18.5	47.1
Gold (US\$/ounce)	1292.6	1292.6	0.0	-1.6	-0.8	2.5
Metal Index	227.7	226.6	0.5	0.2	-1.0	24.1
Agricultural Index	271.8	269.3	0.9	1.9	6.6	4.0

Note (*): one more day for Asian stock markets

Selected Time Series

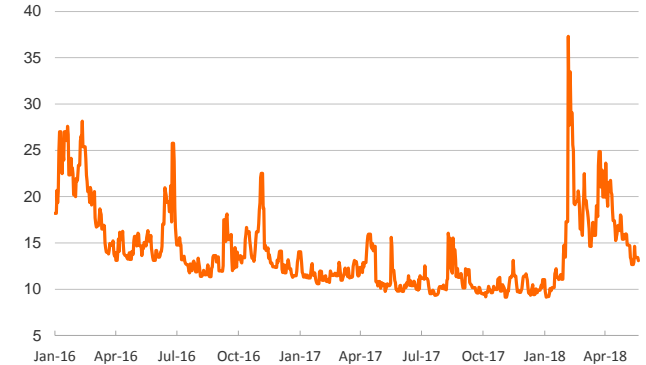
Main advanced stock markets

Index (100=January 2016)



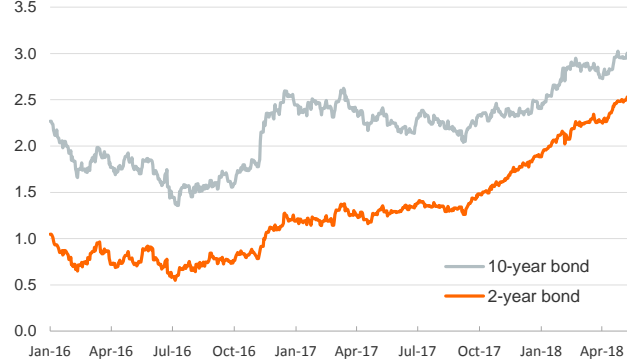
Implied volatility on US stock markets

VIX Index



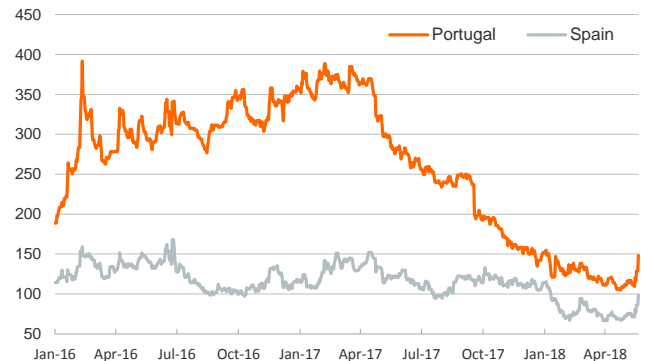
US: yield on public debt

(%)



Risk Premium on 10-year debt: Spain and Portugal

(basis points)



Exchange rate: EUR/USD

(Dollars per euro)



Brent oil price

(US\$/barrel)



Notice regarding publication of the Banco BPI "Daily Report".

Daily Report – Financial Markets is a publication of Banco BPI prepared by its Research and Economic Analysis Department that contains information and opinions that come from sources considered reliable, but Banco BPI does not guarantee the accuracy of the same and is not responsible for errors or omissions contained therein. This document has a purely informative purpose, for which reason Banco BPI is not responsible in any case for the use made of it. Opinions and estimates are specific to the area and may be subject to change without notice.