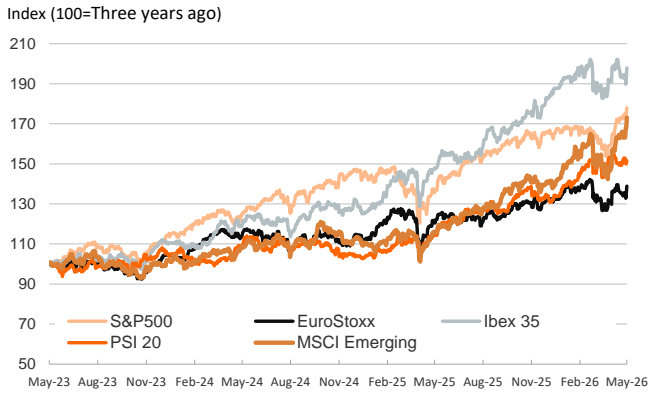


- ▶ Markets traded higher on Wednesday as optimism that the US and Iran were nearing a deal to ease hostilities pushed crude oil and natural gas prices sharply lower.
- ▶ Sovereign bond yields declined on both sides of the Atlantic, led by the euro area front end, as inflation concerns eased and investors' expectations shifted towards a slightly less hawkish ECB in the upcoming quarters. Eurozone peripheral spreads narrowed. US Treasury yields also fell, while the ADP report for April suggested that the US labour market remains resilient.
- ▶ Equities advanced globally, with some European indices among the best performers and Asian markets exposed to AI investment also posting solid gains, notably South Korea's Kospi.
- ▶ In FX markets, the dollar weakened against major peers, particularly the euro and the yen, on the risk-on backdrop. Press reports suggested that the yen's appreciation may be due to a new official intervention to support the currency.

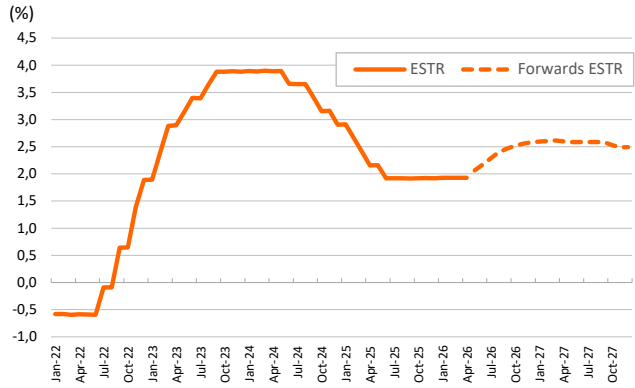
Interest Rates (%)	5/6	5/5	Daily Change (bp)	Weekly Change (bp)	YTD (bp)	YoY Change (bp)
<b>Euro area</b>						
ECB - Official Interest Rate (Depo)	2,00	2,00	0	0	0	-25
€STR	1,93	1,93	0	0	1	-24
Swap €STR (10Y)	2,80	2,87	-7	-12	11	45
3 months (Euribor)	2,24	2,22	2	9	21	10
12 months (Euribor)	2,87	2,84	3	10	62	82
Germany - 2-Year Bond	2,57	2,68	-11	-17	45	83
Germany - 10-Year Bond	3,00	3,06	-6	-11	14	46
France - 10-Year Bond	3,62	3,71	-9	-16	6	36
Spain - 10-Year Bond	3,43	3,51	-9	-16	14	23
Portugal - 10-Year Bond	3,36	3,45	-9	-16	21	29
Italy - 10-Year Bond	3,74	3,86	-12	-21	20	12
Risk premium - France (10Y)	62	65	-2	-4	-8	-9
Risk premium - Spain (10Y)	43	45	-2	-5	-1	-23
Risk premium - Portugal (10Y)	37	39	-3	-5	7	-17
Risk premium - Italy (10Y)	75	80	-5	-10	5	-34
<b>US</b>						
Fed - Lower Bound*	3,50	3,50	0	0	0	-75
Fed Funds Rate Future (Dec.-26)	3,65	3,70	-5	-2	59	39
3 months (SOFR)	3,66	3,66	0	0	1	-65
12 months (SOFR)	3,78	3,78	0	7	36	-14
2-Year Bond	3,87	3,94	-7	-8	40	9
10-Year Bond	4,35	4,42	-7	-8	18	6
<b>Stock Markets</b>						
	5/6	5/5	Daily Change (%)	Weekly Change (%)	YTD (%)	YoY Change (%)
CaixaBank	10,94	10,79	1,4	2,6	4,7	57,1
Ibex 35	18104	17668	2,5	2,6	4,6	33,8
PSI 20	9267	9165	1,1	0,6	12,1	32,2
MIB	49697	48558	2,3	4,0	10,6	28,9
DAX	24919	24402	2,1	4,0	1,7	7,2
CAC 40	8299	8062	2,9	2,8	1,8	7,8
Eurostoxx50	6027	5870	2,7	3,6	4,1	14,5
S&P 500	7365	7259	1,5	3,2	7,6	31,4
Nasdaq	25839	25326	2,0	4,7	11,2	46,1
Nikkei 225	59513	59513	0,0	-0,7	18,2	61,6
MSCI Emerging Index	1699	1648	3,1	5,0	21,0	49,4
MSCI Emerging Asia	957	927	3,3	5,5	23,4	53,6
MSCI Emerging Latin America	3244	3195	1,5	3,5	19,7	49,1
Shanghai	4160	4112	1,2	1,3	4,8	25,5
VIX Index	17,39	17,38	0,1	-7,5	16,3	-29,8
<b>Currencies &amp; Cryptocurrencies</b>						
	5/6	5/5	Daily Change (%)	Weekly Change (%)	YTD (%)	YoY Change (%)
EUR/USD	1,175	1,169	0,5	0,6	0,0	3,3
EUR/GBP	0,86	0,86	0,1	-0,3	-0,9	1,6
EUR/CHF	0,91	0,92	-0,1	-1,0	-1,7	-2,1
USD/JPY	156,39	157,88	-0,9	-2,5	-0,2	9,8
USD/CNY	6,81	6,83	-0,2	-0,4	-2,5	-5,6
BTC/USD	81421,35	81646,90	-0,3	7,6	-7,1	-14,0
<b>Commodities</b>						
	5/6	5/5	Daily Change (%)	Weekly Change (%)	YTD (%)	YoY Change (%)
Global Commodities Index	137,8	141,1	-2,3	-1,7	25,6	34,7
Brent (US\$/barrel)	101,3	109,9	-7,8	-14,2	66,4	62,9
TTF Natural Gas-1M Future (€/MWh)	43,9	46,9	-6,4	-6,3	55,9	26,4
TTF Natural Gas-Dec.-26 Future (€/MWh)	43,2	46,3	-6,7	-6,8	55,9	29,2
Gold (US\$/ounce)	4691,4	4556,9	3,0	3,2	8,6	36,7

\* To ensure the best comparability between USD and EUR policy rates, we are now displaying the lower bound of the Federal Funds Target Rate and the ECB's Deposit Facility Rate, respectively

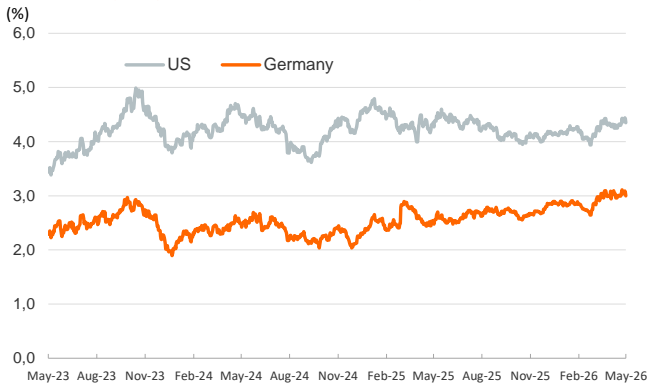
Main advanced stock markets



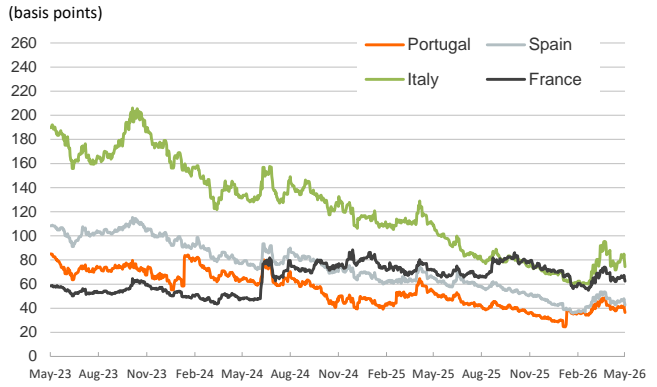
€STR: historical data and forwards



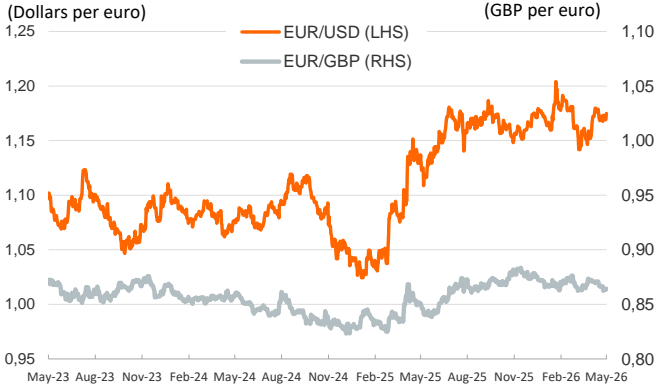
Yield on 10-year public debt: U.S. and Germany



Risk Premium on 10-year debt: France, Italy, Spain and Portugal



Exchange rate: Advanced-economy currencies



Exchange rate: emerging economies index



Brent oil price



Dutch TTF Natural gas price



Notice regarding publication of the Banco BPI "Daily Report".

Daily Report – Financial Markets is a publication of Banco BPI prepared by its Research and Economic Analysis Department that contains information and opinions that come from sources considered reliable, but Banco BPI does not guarantee the accuracy of the same and is not responsible for errors or omissions contained therein. This document has a purely informative purpose, for which reason Banco BPI is not responsible in any case for the use made of it. Opinions and estimates are specific to the area and may be subject to change without notice.