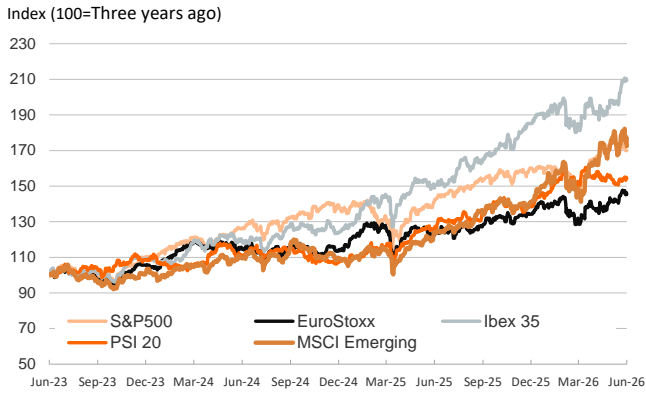


- ▶ Investors' risk appetite remained subdued on Friday, as lower oil prices prevailed despite heightened disruption risks in the Strait of Hormuz, where a UK Navy-confirmed tanker strike on late Thursday temporarily raised maritime threat levels.
- ▶ Sovereign bond markets were mixed across regions. Euro area yields were broadly stable and interbank rates edged lower, reflecting softer ECB tightening expectations after May's 1-year CPI expectations declined. In the US, Treasury yields declined across the curve, with a stronger front-end move, consistent with diminishing expectations of Fed hikes.
- ▶ Equities weakened, led by tech, following an Apple warning on input costs and news of a potential delay in OpenAI's IPO, with Asia underperforming and Korea experiencing trading disruptions, while the MSCI EM index posted its worst week since March. European and US markets were more resilient, while volatility increased modestly but remained contained. In FX, the dollar traded broadly flat against its peers.

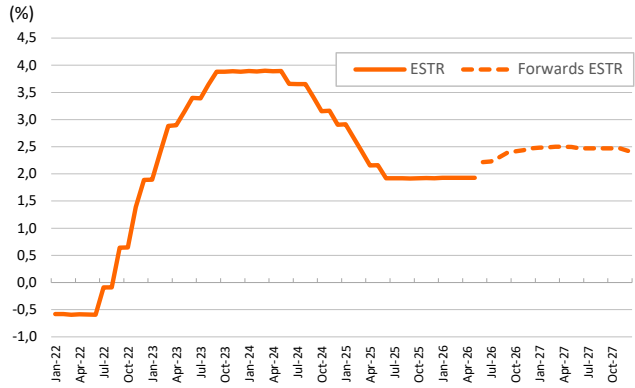
Interest Rates (%)	6/26	6/25	Daily Change (bp)	Weekly Change (bp)	YTD (bp)	YoY Change (bp)
<b>Euro area</b>						
ECB - Official Interest Rate (Depo)	2,25	2,25	0	0	25	25
€STR	2,18	2,18	0	0	26	25
Swap €STR (10Y)	2,69	2,70	-1	-13	0	27
3 months (Euribor)	2,29	2,29	0	-4	27	31
12 months (Euribor)	2,76	2,79	-2	-3	52	69
Germany - 2-Year Bond	2,52	2,53	-1	-13	40	69
Germany - 10-Year Bond	2,85	2,86	-1	-13	0	28
France - 10-Year Bond	3,64	3,63	0	-11	7	39
Spain - 10-Year Bond	3,34	3,34	0	-11	6	13
Portugal - 10-Year Bond	3,24	3,24	0	-11	9	21
Italy - 10-Year Bond	3,59	3,59	0	-11	4	13
Risk premium - France (10Y)	78	78	1	3	7	10
Risk premium - Spain (10Y)	49	48	1	2	6	-15
Risk premium - Portugal (10Y)	39	38	1	3	9	-8
Risk premium - Italy (10Y)	73	73	0	2	4	-15
<b>US</b>						
Fed - Lower Bound*	3,50	3,50	0	0	0	-75
Fed Funds Rate Future (Dec.-26)	3,92	3,94	-2	-8	86	66
3 months (SOFR)	3,74	3,74	0	4	9	-56
12 months (SOFR)	4,02	4,02	0	8	60	9
2-Year Bond	4,09	4,12	-3	-9	62	37
10-Year Bond	4,37	4,39	-2	-8	20	13
<b>Stock Markets</b>						
	6/26	6/25	Daily Change (%)	Weekly Change (%)	YTD (%)	YoY Change (%)
CaixaBank	12,31	12,38	-0,5	-2,6	17,9	69,2
Ibex 35	19425	19514	-0,5	0,4	12,2	40,6
PSI 20	9136	9157	-0,2	0,4	10,6	22,9
MIB	51265	51783	-1,0	-3,0	14,1	30,3
DAX	24671	24995	-1,3	-1,3	0,7	4,3
CAC 40	8385	8432	-0,6	-0,4	2,9	11,0
Eurostoxx50	6222	6268	-0,7	-1,1	7,4	18,6
S&P 500	7354	7357	0,0	-2,0	7,4	19,8
Nasdaq	25298	25359	-0,2	-4,6	8,8	25,4
Nikkei 225	69361	72366	-4,2	-2,7	37,8	75,2
MSCI Emerging Index	1706	1756	-2,8	-4,5	21,5	39,1
MSCI Emerging Asia	975	1009	-3,4	-5,0	25,7	43,9
MSCI Emerging Latin America	2962	2935	0,9	-0,2	9,3	28,2
Shanghai	4027	4120	-2,3	-1,5	1,5	16,8
VIX Index	18,41	18,89	-2,5	9,7	23,1	11,0
<b>Currencies &amp; Cryptocurrencies</b>						
	6/26	6/25	Daily Change (%)	Weekly Change (%)	YTD (%)	YoY Change (%)
EUR/USD	1,138	1,137	0,1	-0,8	-3,1	-2,7
EUR/GBP	0,86	0,86	0,1	-0,5	-1,0	1,2
EUR/CHF	0,92	0,92	0,1	-0,4	-1,0	-1,6
USD/JPY	161,74	161,79	0,0	0,3	3,2	12,0
USD/CNY	6,80	6,80	0,0	0,5	-2,7	-5,1
BTC/USD	59626,32	59363,54	0,4	-5,7	-32,0	-44,7
<b>Commodities</b>						
	6/26	6/25	Daily Change (%)	Weekly Change (%)	YTD (%)	YoY Change (%)
Global Commodities Index	123,0	124,1	-0,9	-3,1	12,1	19,9
Brent (US\$/barrel)	72,0	75,3	-4,3	-10,6	18,3	6,3
TTF Natural Gas-1M Future (€/MWh)	40,8	40,4	0,9	-3,1	44,8	19,9
TTF Natural Gas-Dec.-26 Future (€/MWh)	40,7	40,4	0,7	-3,4	46,7	18,8
Gold (US\$/ounce)	4088,7	4026,7	1,5	-1,6	-5,3	22,9

\* To ensure the best comparability between USD and EUR policy rates, we are now displaying the lower bound of the Federal Funds Target Rate and the ECB's Deposit Facility Rate, respectively

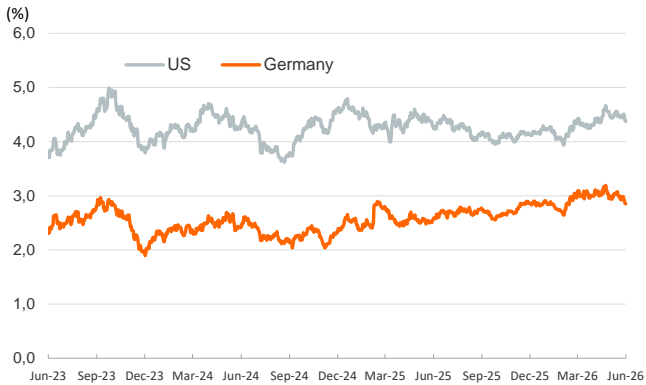
Main advanced stock markets



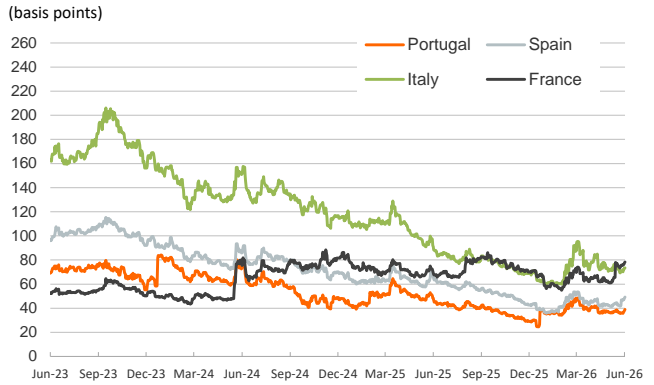
€STR: historical data and forwards



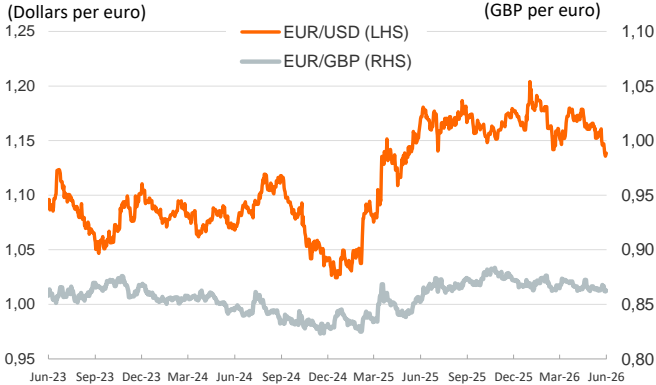
Yield on 10-year public debt: U.S. and Germany



Risk Premium on 10-year debt: France, Italy, Spain and Portugal



Exchange rate: Advanced-economy currencies



Exchange rate: emerging economies index



Brent oil price



Dutch TTF Natural gas price



Notice regarding publication of the Banco BPI "Daily Report".

Daily Report – Financial Markets is a publication of Banco BPI prepared by its Research and Economic Analysis Department that contains information and opinions that come from sources considered reliable, but Banco BPI does not guarantee the accuracy of the same and is not responsible for errors or omissions contained therein. This document has a purely informative purpose, for which reason Banco BPI is not responsible in any case for the use made of it. Opinions and estimates are specific to the area and may be subject to change without notice.