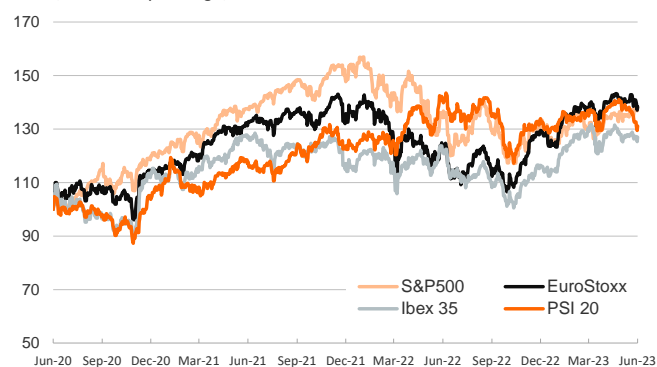


- ▶ Investors continued to trade with a positive tone as US Congress passed a law suspending the debt limit until January 1st 2025 and after further evidence of disinflationary pressures in some countries, which, in turn, is likely to lead to lower interest rates than previously expected from central banks.
- ▶ In particular, euro area inflation eased from 7.0% to 6.1% y/y in May (core -0.3pp to 5.3%) with all the major subcomponents in the HICP slowing down. In addition, the release of manufacturing PMIs across the main advanced economies continued to show that industry activity is declining, with downward pressure on input and output prices.
- ▶ In this context, yields on sovereign bonds edged down in the euro area and in the US while equities advanced in both regions and in emerging economies. In FX markets, the EUR strengthened against the USD and fluctuated above \$1.07.
- ▶ Today the focus will be on the US labor market report for May.

Interest Rates (%)	6/1	5/31	Daily Change (basis points)	Weekly Change (basis points)	YTD (basis points)	YoY Change (basis points)
<b>Eurozone</b>						
ECB - Official Interest Rate (Refi)	3.75	3.75	0	0	125	375
€STR	3.15	3.14	0	0	126	373
Swap €STR (10Y)	2.69	2.73	-4	-26	-25	175
3 months (Euribor)	3.46	3.46	0	1	133	394
12 months (Euribor)	3.88	3.94	-6	-7	58	402
Germany - 2-Year Bond	2.72	2.72	0	-18	6	285
Germany - 10-Year Bond	2.25	2.28	-3	-27	-19	166
France - 10-Year Bond	2.81	2.85	-4	-29	-15	180
Spain - 10-Year Bond	3.29	3.33	-5	-31	-23	184
Portugal - 10-Year Bond	2.97	3.02	-5	-31	-46	165
Italy - 10-Year Bond	4.08	4.08	1	-31	-43	200
Risk premium - Spain (10Y)	104	105	-1	-3	-4	18
Risk premium - Portugal (10Y)	72	74	-2	-4	-27	-2
Risk premium - Italy (10Y)	184	180	4	-4	-24	34
<b>US</b>						
Fed - Upper Bound	5.25	5.25	0	0	75	475
Fed Funds Rate Future (Dec.-23)	4.92	4.97	-5	-9	28	200
3 months (Libor)	5.50	5.52	-2	4	73	452
12 months (Libor)	5.73	5.72	1	11	25	364
2-Year Bond	4.34	4.40	-6	-19	-9	207
10-Year Bond	3.60	3.64	-4	-22	-27	113
<b>Stock Markets</b>						
	6/1	5/31	Daily Change (%)	Weekly Change (%)	YTD (%)	YoY Change (%)
CaixaBank	3.55	3.43	3.5	1.1	-3.0	17.1
Ibex 35	9168	9050	1.3	0.6	10.2	10.0
PSI 20	5802	5729	1.3	-1.5	1.3	-0.8
MIB	26576	26051	2.0	0.6	12.1	8.2
DAX	15854	15664	1.2	0.4	13.9	10.8
CAC 40	7137	7099	0.5	-1.3	10.3	8.9
Eurostoxx50	4258	4218	0.9	-0.3	12.2	10.1
S&P 500	4221	4180	1.0	1.7	9.9	-7.1
Nasdaq	13101	12935	1.3	3.2	25.2	-7.5
Nikkei 225	31148	30888	0.8	1.1	19.4	10.7
MSCI Emerging Index	962	959	0.3	-0.2	0.6	-14.5
MSCI Emerging Asia	518	518	0.0	-0.1	0.8	-13.3
MSCI Emerging Latin America	2259	2198	2.7	-0.6	6.1	-15.1
Shanghai	3205	3205	0.0	0.1	3.7	-0.2
VIX Index	15.65	17.94	-12.8	-18.2	-27.8	-24.8
<b>Currencies</b>						
	6/1	5/31	Daily Change (%)	Weekly Change (%)	YTD (%)	YoY Change (%)
EUR/USD	1.076	1.069	0.7	0.3	0.5	-2.0
EUR/GBP	0.86	0.86	0.0	-1.3	-3.0	3.1
EUR/CHF	0.97	0.97	0.1	0.3	-1.5	-4.6
USD/JPY	138.80	139.34	-0.4	-0.9	5.9	13.7
USD/CNY	7.10	7.11	-0.2	0.3	2.9	11.5
<b>Commodities</b>						
	6/1	5/31	Daily Change (%)	Weekly Change (%)	YTD (%)	YoY Change (%)
Global Commodities Index	99.2	98.0	1.3	-0.1	-12.1	-26.5
Brent (US\$/barrel)	74.3	72.7	2.2	-2.6	-13.5	-34.4
TTF Natural Gas-1M Future (€/MWh)	23.1	26.9	-14.0	-9.2	-69.7	-75.8
TTF Natural Gas-Dec.-23 Future (€/MWh)	42.5	44.3	-4.0	-9.8	-49.5	-42.7
Gold (US\$/ounce)	1977.6	1962.7	0.8	1.9	8.4	-0.1

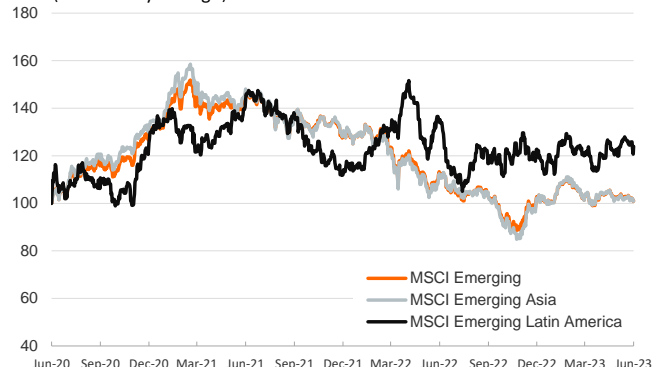
## Main advanced stock markets

Index (100=Three years ago)



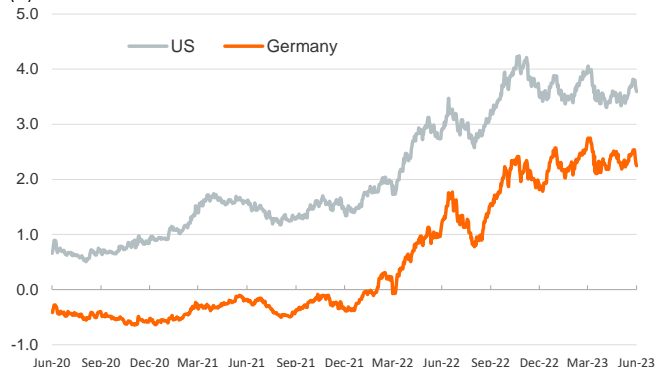
## Emerging economies stock markets

Index (100=Three years ago)



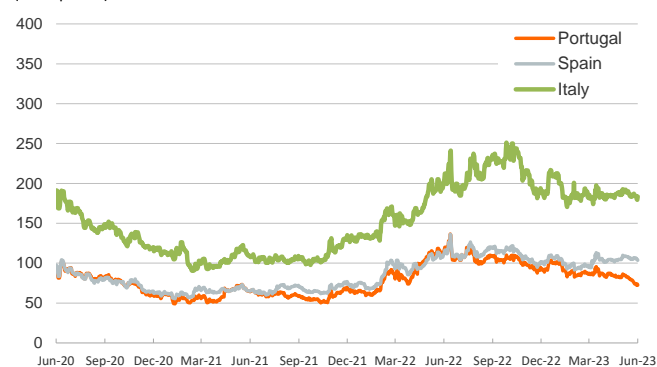
## Yield on 10-year public debt: U.S. and Germany

(% )



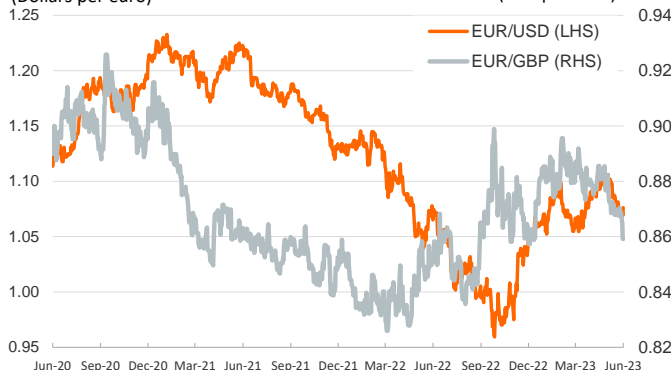
## Risk Premium on 10-year debt: Italy, Spain and Portugal

(basis points)



## Exchange rate: Advanced-economy currencies

(Dollars per euro)



## Exchange rate: emerging economies index

Index (100=Three years ago)



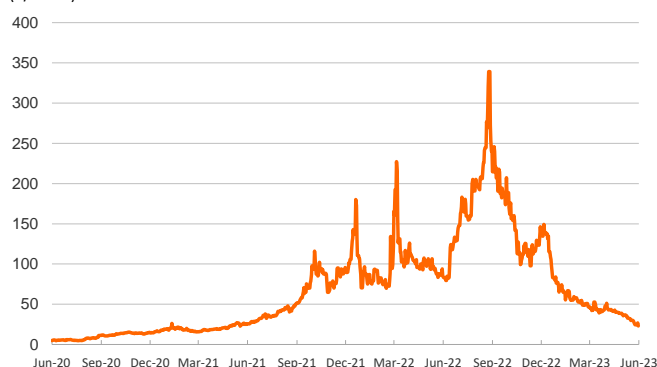
## Brent oil price

(US\$/barrel)



## Dutch TTF Natural gas price

(€/MWh)



Notice regarding publication of the Banco BPI "Daily Report".

Daily Report – Financial Markets is a publication of Banco BPI prepared by its Research and Economic Analysis Department that contains information and opinions that come from sources considered reliable, but Banco BPI does not guarantee the accuracy of the same and is not responsible for errors or omissions contained therein. This document has a purely informative purpose, for which reason Banco BPI is not responsible in any case for the use made of it. Opinions and estimates are specific to the area and may be subject to change without notice.