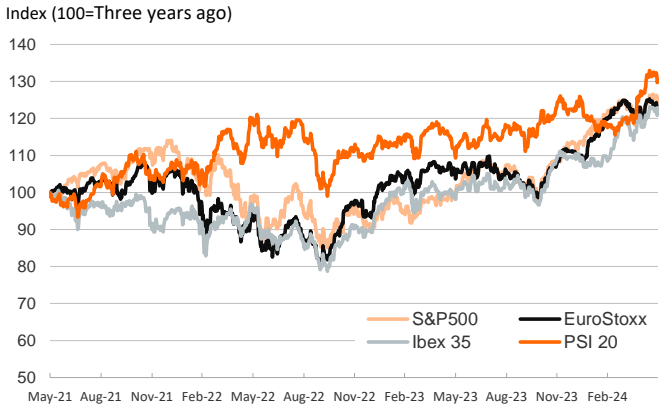


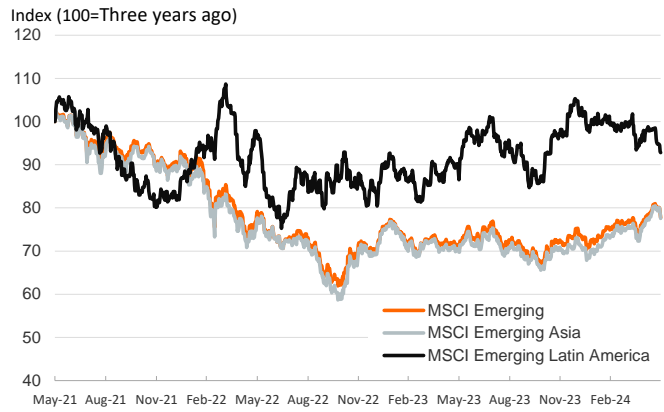
- ▶ Sentiment in sovereign bond markets during yesterday's session turned more positive following the revision of US GDP Q1, which showed the economy grew somewhat less than previously estimated (0.33% vs 0.42% q/q), giving the Federal Reserve more room to lower interest rates this year. Yields on sovereign bonds fell across the board.
- ▶ Equity markets rallied in the euro area supported by lower yields but retracted in the US weighed down by the technology sector, after some disappointing sales forecasts by some tech companies. The US dollar lost some ground against its main peers, and oil prices continued to ease with Brent trading around \$82/barrel.
- ▶ Today's focus will be on euro area May inflation, expected to rise to 2.5% yoy up from 2.4% in April. In the US, the April PCE deflator, the Fed's preferred inflation measure, will be released and is estimated to remain unchanged from the previous month at 2.7% yoy (0.3% mom).

Interest Rates (%)	5/30	5/29	Daily Change (bp)	Weekly Change (bp)	YTD (bp)	YoY Change (bp)
<b>Euro area</b>						
ECB - Official Interest Rate (Refi)	4,50	4,50	0	0	0	75
€STR	3,91	3,91	0	0	3	76
Swap €STR (10Y)	2,74	2,79	-4	6	45	-2
3 months (Euribor)	3,79	3,79	-1	-1	-12	31
12 months (Euribor)	3,73	3,72	1	3	22	-24
Germany - 2-Year Bond	3,08	3,10	-2	0	70	29
Germany - 10-Year Bond	2,65	2,69	-4	6	71	31
France - 10-Year Bond	3,13	3,17	-4	7	66	23
Spain - 10-Year Bond	3,39	3,44	-6	3	48	0
Portugal - 10-Year Bond	3,26	3,30	-5	4	70	19
Italy - 10-Year Bond	3,95	4,01	-6	6	36	-20
Risk premium - Spain (10Y)	73	75	-2	-2	-23	-31
Risk premium - Portugal (10Y)	60	61	-1	-2	0	-12
Risk premium - Italy (10Y)	130	132	-3	1	-35	-51
<b>US</b>						
Fed - Upper Bound	5,50	5,50	0	0	0	25
Fed Funds Rate Future (Dec.-24)	5,06	5,09	-3	0	123	208
3 months (SOFR)	5,35	5,35	0	1	2	7
12 months (SOFR)	5,23	5,21	2	6	46	7
2-Year Bond	4,92	4,97	-5	-2	67	47
10-Year Bond	4,55	4,61	-6	7	67	86
<b>Stock Markets</b>						
	5/30	5/29	Daily Change (%)	Weekly Change (%)	YTD (%)	YoY Change (%)
CaixaBank	5,25	5,14	2,3	3,1	41,0	48,6
Ibex 35	11338	11145	1,7	0,2	12,2	23,7
PSI 20	6840	6798	0,6	-1,2	6,9	18,1
MIB	34448	34151	0,9	-0,1	13,5	29,6
DAX	18497	18473	0,1	-1,0	10,4	16,3
CAC 40	7979	7935	0,5	-1,5	5,8	10,7
Eurostoxx50	4982	4963	0,4	-1,1	10,2	16,1
S&P 500	5235	5267	-0,6	-0,6	9,8	24,5
Nasdaq	16737	16921	-1,1	0,0	11,5	28,6
Nikkei 225	38054	38557	-1,3	-2,7	13,7	21,5
MSCI Emerging Index	1058	1072	-1,3	-3,1	3,4	9,0
MSCI Emerging Asia	576	584	-1,4	-3,1	6,2	9,9
MSCI Emerging Latin America	2359	2364	-0,2	-2,5	-11,4	5,2
Shanghai	3092	3111	-0,6	-0,8	3,9	-4,1
VIX Index	14,47	14,28	1,3	13,3	16,2	-17,1
<b>Currencies</b>						
	5/30	5/29	Daily Change (%)	Weekly Change (%)	YTD (%)	YoY Change (%)
EUR/USD	1,083	1,080	0,3	0,2	-1,9	0,9
EUR/GBP	0,85	0,85	0,0	-0,1	-1,9	-1,6
EUR/CHF	0,98	0,99	-0,8	-1,0	5,3	0,6
USD/JPY	156,82	157,64	-0,5	-0,1	11,2	12,2
USD/CNY	7,23	7,25	-0,2	-0,1	1,9	2,2
<b>Commodities</b>						
	5/30	5/29	Daily Change (%)	Weekly Change (%)	YTD (%)	YoY Change (%)
Global Commodities Index	104,0	105,5	-1,4	-1,0	5,5	5,8
Brent (US\$/barrel)	81,9	83,6	-2,1	0,6	6,3	11,3
TTF Natural Gas-1M Future (€/MWh)	35,2	33,9	3,9	-0,1	8,8	42,6
TTF Natural Gas-Dec.-24 Future (€/MWh)	37,1	36,5	1,6	-1,8	-3,0	-12,4
Gold (US\$/ounce)	2343,1	2338,1	0,2	0,6	13,6	19,6

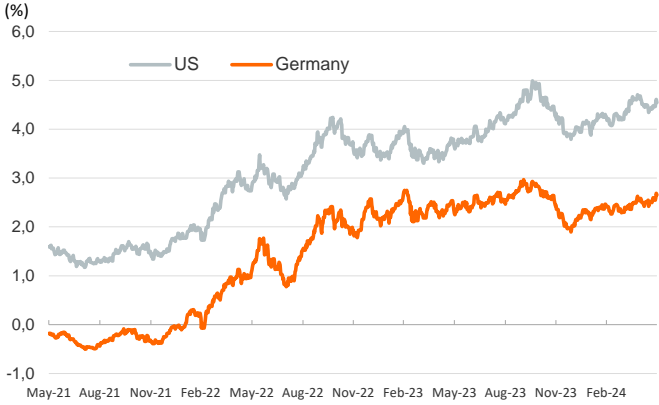
**Main advanced stock markets**



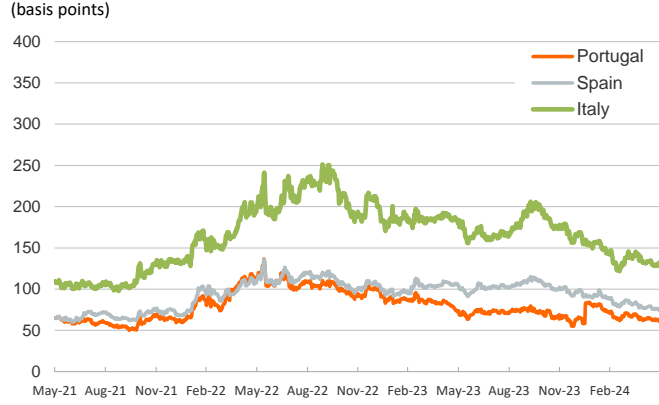
**Emerging economies stock markets**



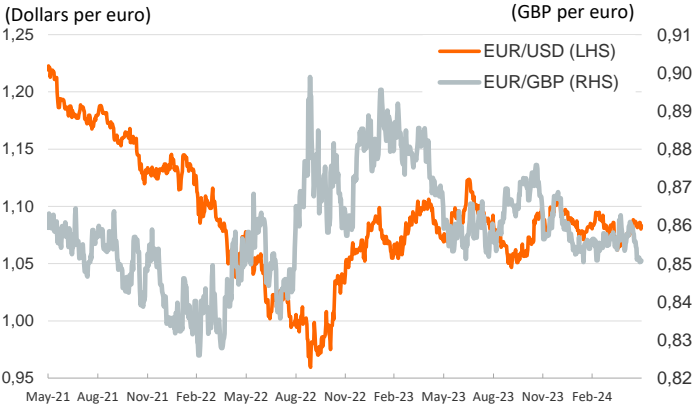
**Yield on 10-year public debt: U.S. and Germany**



**Risk Premium on 10-year debt: Italy, Spain and Portugal**



**Exchange rate: Advanced-economy currencies**



**Exchange rate: emerging economies index**



**Brent oil price**



**Dutch TTF Natural gas price**



Notice regarding publication of the Banco BPI "Daily Report".

Daily Report – Financial Markets is a publication of Banco BPI prepared by its Research and Economic Analysis Department that contains information and opinions that come from sources considered reliable, but Banco BPI does not guarantee the accuracy of the same and is not responsible for errors or omissions contained therein. This document has a purely informative purpose, for which reason Banco BPI is not responsible in any case for the use made of it. Opinions and estimates are specific to the area and may be subject to change without notice.