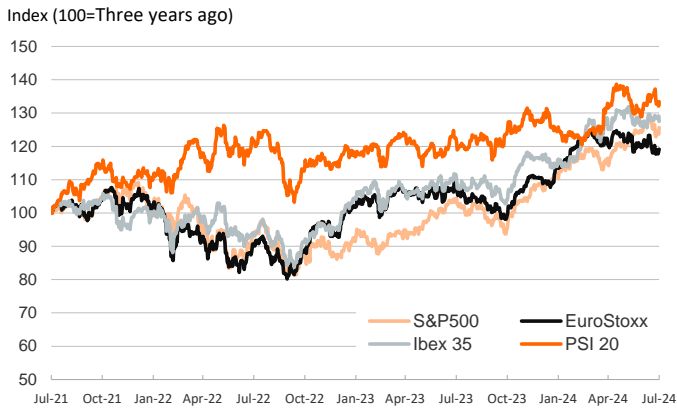


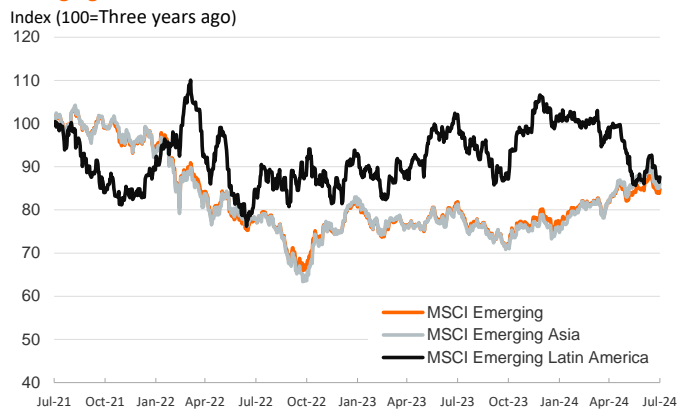
- ▶ The Federal Reserve left interest rates unchanged at 5.25-5.50%, as expected, and hinted that if inflation readings continue in the right direction, a September rate cut "could be on the table." Markets reaffirmed their expectation of three 25bp interest rate cuts for the remainder of 2024. Treasury yields fell by +10bp, and US equities rallied.
- ▶ Euro area headline inflation slightly rose to 2.6% yoy from 2.5% last month while the core component stalled at 2.9% yoy. Prices rose across the area's main economies, except in Spain, where inflation moderated to 2.8% from 3.4% in June. The new data did not change market expectations of two more rate cuts in 2024. Sovereign bond yields ended slightly lower.
- ▶ Euro area equities were mixed. Most indices advanced, except for the Ibex-35, which was dragged down by the financial sector despite some positive earnings results. In currency markets, the euro/dollar cross was mostly stable at 1.08, and the yen extended another session of gains following the BoJ's rate hike announcement.

Interest Rates (%)	7/31	7/30	Daily Change (bp)	Weekly Change (bp)	YTD (bp)	YoY Change (bp)
Euro area						
ECB - Official Interest Rate (Depo)	3,75	3,75	0	0	-25	0
€STR	3,65	3,67	-1	-1	-23	26
Swap €STR (10Y)	2,43	2,45	-3	-13	14	-44
3 months (Euribor)	3,65	3,63	2	-5	-26	-7
12 months (Euribor)	3,39	3,41	-2	-14	-12	-67
Germany - 2-Year Bond	2,53	2,55	-2	-12	16	-51
Germany - 10-Year Bond	2,30	2,34	-4	-14	36	-19
France - 10-Year Bond	3,01	3,05	-4	-14	54	-1
Spain - 10-Year Bond	3,12	3,16	-4	-15	21	-40
Portugal - 10-Year Bond	2,93	2,98	-5	-17	37	-30
Italy - 10-Year Bond	3,65	3,70	-5	-14	6	-45
Risk premium - France (10Y)	71	71	0	0	18	18
Risk premium - Spain (10Y)	81	82	-1	-1	-15	-21
Risk premium - Portugal (10Y)	62	64	-2	-3	1	-11
Risk premium - Italy (10Y)	135	136	-1	0	-31	-26
US						
Fed - Upper Bound	5,50	5,50	0	0	0	0
Fed Funds Rate Future (Dec.-24)	4,77	4,79	-2	-4	94	79
3 months (SOFR)	5,24	5,25	-1	-4	-9	-13
12 months (SOFR)	4,74	4,74	0	-8	-3	-64
2-Year Bond	4,26	4,36	-10	-17	1	-62
10-Year Bond	4,03	4,14	-11	-25	15	7
Stock Markets						
	7/31	7/30	Daily Change (%)	Weekly Change (%)	YTD (%)	YoY Change (%)
CaixaBank	5,39	5,42	-0,7	-2,7	44,6	46,8
Ibex 35	11065	11203	-1,2	-1,3	9,5	14,8
PSI 20	6708	6639	1,0	-2,8	4,9	9,3
MIB	33764	33908	-0,4	-2,1	11,2	13,9
DAX	18509	18411	0,5	0,7	10,5	12,5
CAC 40	7531	7475	0,8	0,2	-0,2	0,4
Eurostoxx50	4873	4841	0,7	0,2	7,8	9,0
S&P 500	5522	5436	1,6	1,8	15,8	20,3
Nasdaq	17599	17147	2,6	1,5	17,2	22,7
Nikkei 225	39102	38526	1,5	-0,1	16,8	17,9
MSCI Emerging Index	1085	1072	1,2	0,2	6,0	3,6
MSCI Emerging Asia	592	585	1,2	0,1	9,2	5,9
MSCI Emerging Latin America	2199	2168	1,4	-0,2	-17,4	-14,2
Shanghai	2939	2879	2,1	1,3	-1,2	-10,7
VIX Index	16,36	17,69	-7,5	-9,3	31,4	20,0
Currencies						
	7/31	7/30	Daily Change (%)	Weekly Change (%)	YTD (%)	YoY Change (%)
EUR/USD	1,083	1,082	0,1	-0,1	-1,9	-1,6
EUR/GBP	0,84	0,84	-0,1	0,3	-2,9	-1,7
EUR/CHF	0,95	0,95	-0,4	-0,9	2,3	-0,8
USD/JPY	149,98	152,77	-1,8	-2,5	6,3	5,4
USD/CNY	7,23	7,24	-0,2	-0,5	1,8	1,2
Commodities						
	7/31	7/30	Daily Change (%)	Weekly Change (%)	YTD (%)	YoY Change (%)
Global Commodities Index	96,4	95,4	1,1	-0,9	-2,2	-10,1
Brent (US\$/barrel)	80,7	78,6	2,7	-1,2	4,8	-5,7
TTF Natural Gas-1M Future (€/MWh)	35,9	34,4	4,4	10,0	10,9	26,4
TTF Natural Gas-Dec.-24 Future (€/MWh)	38,5	37,7	2,0	5,8	0,5	-23,6
Gold (US\$/ounce)	2447,6	2410,8	1,5	2,1	18,6	24,6

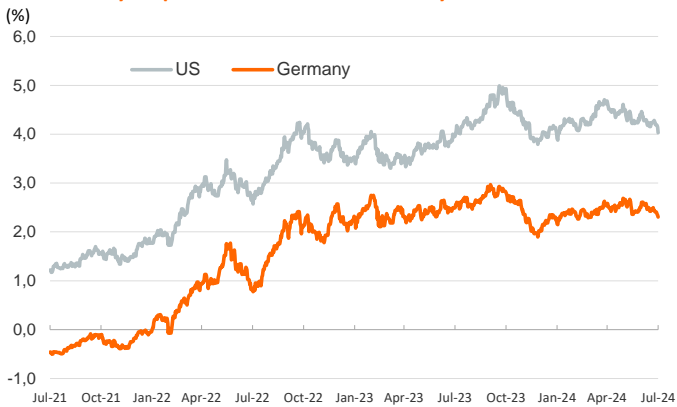
Main advanced stock markets



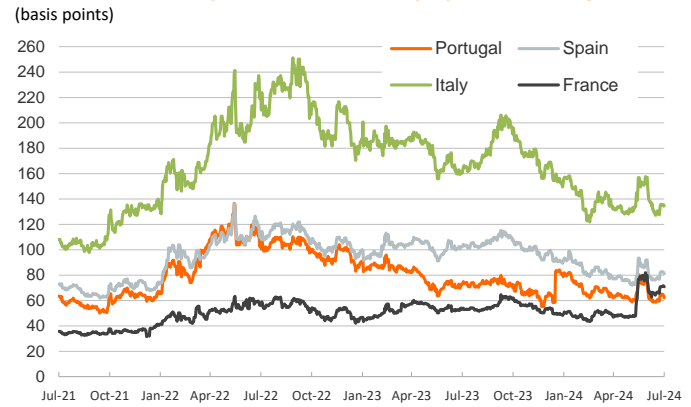
Emerging economies stock markets



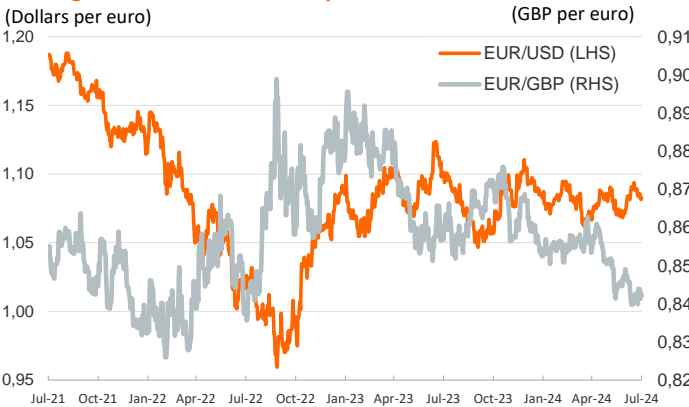
Yield on 10-year public debt: U.S. and Germany



Risk Premium on 10-year debt: France, Italy, Spain and Portugal



Exchange rate: Advanced-economy currencies



Exchange rate: emerging economies index



Brent oil price



Dutch TTF Natural gas price



Notice regarding publication of the Banco BPI "Daily Report".

Daily Report – Financial Markets is a publication of Banco BPI prepared by its Research and Economic Analysis Department that contains information and opinions that come from sources considered reliable, but Banco BPI does not guarantee the accuracy of the same and is not responsible for errors or omissions contained therein. This document has a purely informative purpose, for which reason Banco BPI is not responsible in any case for the use made of it. Opinions and estimates are specific to the area and may be subject to change without notice.