

- ▶ Global stock markets started the week with slight gains, after the Chinese President Xi Jinping sent a positive signal to the market saying he backs globalization and the opening up of China's market. In Europe, stock markets in peripheral countries registered stronger increases, with a 0.6% gain in Spain and a 0.8% gain in Portugal.
- ▶ In sovereign bonds markets, yields remained relatively stable.
- ▶ No important data release was expected on the macroeconomic agenda on Monday, but tomorrow international investors will follow closely the publication of the minutes of the FOMC.
- ▶ In oil markets, Brent oil prices increased strongly and reached almost 69 dollars per barrel, as investors' sentiment turned positive after President Xi's speech.

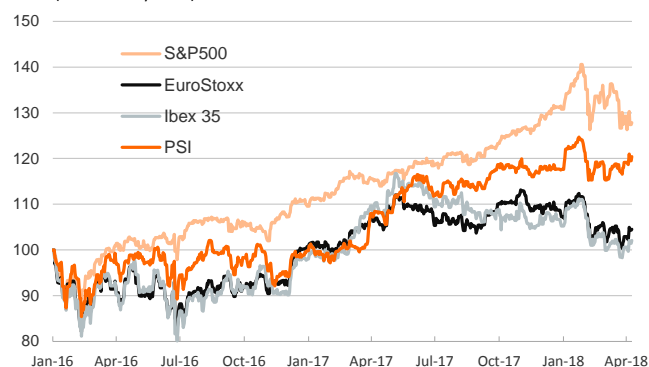
Interest Rates (%)	4/9	4/6	Daily Change (basis points)	Weekly Change (basis points)	YTD (basis points)	YoY Change (basis points)
Eurozone						
ECB - Official Interest Rate (Refi)	0.00	0.00	0	0	0	0
Eonia	-0.37	-0.37	0	-2	-2	-1
Swap Eonia (10Y)	0.73	0.74	-1	-3	4	21
3 months (Euribor)	-0.33	-0.33	0	0	0	0
12 months (Euribor)	-0.19	-0.19	0	0	-1	-8
Germany - 2-Year Bond	-0.58	-0.59	1	2	5	23
Germany - 10-Year Bond	0.50	0.50	1	1	8	28
France - 10-Year Bond	0.74	0.73	0	2	-4	-15
Italy - 10-Year Bond	1.77	1.78	-2	-2	-24	-44
Spain - 10-Year Bond	1.24	1.23	1	7	-33	-38
Portugal - 10-Year Bond	1.70	1.69	1	9	-25	-217
Risk premium - Spain (10Y)	73	74	0	7	-41	-65
Risk premium - Portugal (10Y)	119	119	0	8	-32	-244
US						
Fed - Upper Bound	1.75	1.75	0	0	25	75
3 months (Libor)	2.34	2.34	0	3	65	118
12 months (Libor)	2.71	2.71	0	5	60	91
2-Year Bond	2.28	2.27	1	3	40	99
10-Year Bond	2.78	2.77	1	5	37	40
Stock Markets	4/9	4/6	Daily Change (%)	Weekly Change (%)	YTD (%)	YoY Change (%)
CaixaBank	3.92	3.87	1.3	1.2	0.8	-3.3
BPI	1.14	1.13	0.7	0.2	-2.6	7.2
Ibex 35	9743	9683	0.6	1.5	-3.0	-7.5
PSI	3040	3016	0.8	1.1	2.4	11.1
DAX	12262	12241	0.2	1.4	-5.1	0.3
CAC 40	5263	5258	0.1	1.9	-0.9	2.5
Eurostoxx50	3415	3408	0.2	1.6	-2.5	-2.3
FTSE 100	7195	7184	0.2	2.0	-6.4	-2.1
S&P 500	2613	2604	0.3	1.2	-2.3	10.9
Nasdaq	6950	6915	0.5	1.2	0.7	18.2
Nikkei 225	21678	21568	0.5	1.4	-4.8	16.1
MSCI Emerging Index	1163	1162	0.1	-0.5	0.4	21.0
Shanghai	3138	3131	0.2	-0.8	-5.1	-4.5
VIX Index	22	21	1.3	-7.8	97.2	69.2
Currencies	4/9	4/6	Daily Change (%)	Weekly Change (%)	YTD (%)	YoY Change (%)
EUR/USD	1.232	1.228	0.3	0.2	2.6	16.3
EUR/JPY	131.54	131.32	0.2	1.0	-2.8	11.8
EUR/GBP	0.87	0.87	0.1	-0.5	-1.8	1.9
EUR/CHF	1.18	1.18	0.0	0.3	0.7	10.2
USD/JPY	106.77	106.93	-0.1	0.8	-5.3	-3.9
USD/CNY	6.31	6.30	0.1	0.4	-3.1	-8.6
USD/MXN	18.35	18.29	0.3	0.6	-6.7	-1.7
Commodities	4/9	4/6	Daily Change (%)	Weekly Change (%)	YTD (%)	YoY Change (%)
Global Commodities Index	88.0	86.9	1.2	1.4	-0.2	2.5
Brent (US\$/barrel)	68.7	67.1	2.3	1.5	2.7	24.3
Gold (US\$/ounce)	1336.4	1333.7	0.2	-0.4	2.6	6.5
Metal Index	220.9	217.1	1.8	2.1	-4.0	17.5
Agricultural Index	271.1	267.1	1.5	2.8	6.4	5.6

Note (*): one more day for Asian stock markets

Selected Time Series

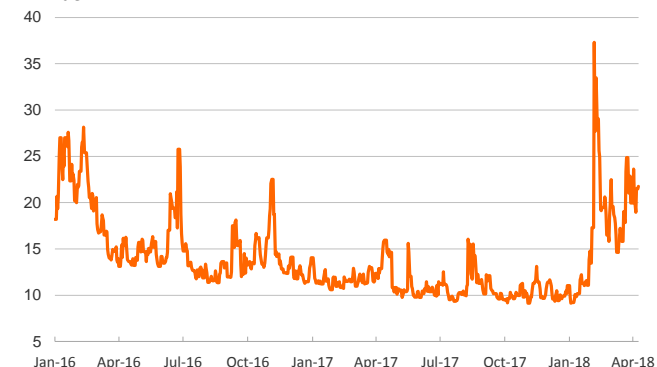
Main advanced stock markets

Index (100=January 2016)



Implied volatility on US stock markets

VIX Index



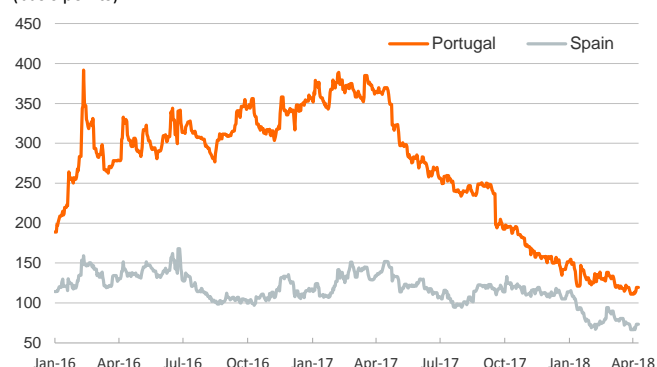
US: yield on public debt

(%)



Risk Premium on 10-year debt: Spain and Portugal

(basis points)



Exchange rate: EUR/USD

(Dollars per euro)



Brent oil price

(US\$/barrel)



Notice regarding publication of the Banco BPI "Daily Report".

Daily Report – Financial Markets is a publication of Banco BPI prepared by its Research and Economic Analysis Department that contains information and opinions that come from sources considered reliable, but Banco BPI does not guarantee the accuracy of the same and is not responsible for errors or omissions contained therein. This document has a purely informative purpose, for which reason Banco BPI is not responsible in any case for the use made of it. Opinions and estimates are specific to the area and may be subject to change without notice.