

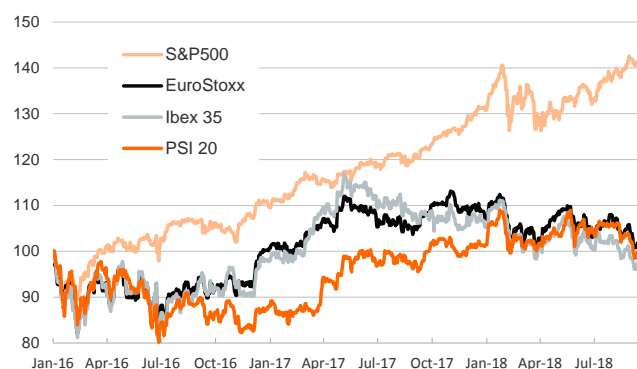
- ▶ Global stock markets were mixed in yesterday's session. In the U.S., the S&P 500 closed flat while in Europe stocks rose across the board.
- ▶ In fixed-income markets, U.S. and German sovereign yields nudged down and European peripheral spreads remained roughly stable. In FX markets, the euro fluctuated around \$1.16.
- ▶ In oil markets, the price of the barrel of Brent rose towards \$80 after a larger-than-expected drop in U.S. crude inventories (which fell by 5.3 million barrels in the last week according to the weekly release of the U.S. Department of Energy).
- ▶ In Spain, August's headline inflation figure was confirmed at 2.2% (the same as in July) while core inflation nudged down to 0.8% (0.9% in July).
- ▶ Today, investors will focus on the monetary policy meetings of the ECB and the BoE.

Interest Rates (%)	9/12	9/11	Daily Change (basis points)	Weekly Change (basis points)	YTD (basis points)	YoY Change (basis points)
<b>Eurozone</b>						
ECB - Official Interest Rate (Refi)	0.00	0.00	0	0	0	0
Eonia	-0.37	-0.36	-1	-2	-3	-1
Swap Eonia (10Y)	0.75	0.76	-1	5	5	11
3 months (Euribor)	-0.32	-0.32	0	0	1	1
12 months (Euribor)	-0.17	-0.17	0	0	2	0
Germany - 2-Year Bond	-0.55	-0.54	-1	1	8	17
Germany - 10-Year Bond	0.41	0.43	-2	3	-2	1
France - 10-Year Bond	0.72	0.74	-2	0	-6	3
Italy - 10-Year Bond	2.95	2.94	1	2	94	91
Spain - 10-Year Bond	1.46	1.47	0	1	-10	-12
Portugal - 10-Year Bond	1.86	1.89	-3	-1	-8	-96
Risk premium - Spain (10Y)	105	104	1	-2	-9	-13
Risk premium - Portugal (10Y)	145	146	-1	-4	-7	-97
<b>US</b>						
Fed - Upper Bound	2.00	2.00	0	0	50	75
3 months (Libor)	2.33	2.33	0	1	64	101
12 months (Libor)	2.87	2.87	0	3	76	116
2-Year Bond	2.75	2.74	1	10	87	140
10-Year Bond	2.96	2.98	-2	6	55	77
<b>Stock Markets</b>						
	9/12	9/11	Daily Change (%)	Weekly Change (%)	YTD (%)	YoY Change (%)
CaixaBank	3.97	4.02	-1.4	-2.5	2.0	-8.5
BPI	1.48	1.47	0.4	-0.5	25.8	37.9
Ibex 35	9307	9284	0.2	0.1	-7.3	-10.3
PSI 20	5307	5269	0.7	0.2	-1.5	2.7
MIB	20963	20854	0.5	1.9	-4.1	-5.7
DAX	12032	11970	0.5	-0.1	-6.9	-4.2
CAC 40	5332	5284	0.9	1.4	0.4	2.2
Eurostoxx50	3327	3312	0.5	0.3	-5.1	-5.6
FTSE 100	7313	7274	0.5	-0.9	-4.9	-0.9
S&P 500	2889	2888	0.0	0.0	8.1	15.6
Nasdaq	7954	7972	-0.2	-0.5	15.2	23.1
Nikkei 225	22605	22665	-0.3	0.1	-0.7	13.8
MSCI Emerging Index	1005	1003	0.1	-1.7	-13.3	-8.6
Shanghai	2656	2665	-0.3	-1.8	-19.7	-21.5
VIX Index	13.14	13.22	-0.6	-5.5	19.0	25.1
<b>Currencies</b>						
	9/12	9/11	Daily Change (%)	Weekly Change (%)	YTD (%)	YoY Change (%)
EUR/USD	1.163	1.161	0.2	0.0	-3.2	-2.2
EUR/GBP	0.89	0.89	0.1	-1.1	0.4	-0.9
EUR/CHF	1.13	1.13	0.0	-0.1	-3.5	-1.5
USD/JPY	111.26	111.63	-0.3	-0.2	-1.3	0.7
USD/CNY	6.85	6.87	-0.3	0.3	5.3	4.7
USD/MXN	19.02	19.19	-0.9	-1.7	-3.3	7.2
<b>Commodities</b>						
	9/12	9/11	Daily Change (%)	Weekly Change (%)	YTD (%)	YoY Change (%)
Global Commodities Index	83.5	83.0	0.6	0.9	-5.3	-1.8
Brent (US\$/barrel)	79.7	79.1	0.9	3.2	19.2	44.6
Gold (US\$/ounce)	1206.3	1198.6	0.6	0.8	-7.4	-8.8
Metal Index	194.7	190.8	2.0	0.8	-15.4	-6.8
Agricultural Index	242.4	243.7	-0.5	-0.4	-4.9	-5.4

Note (\*): one more day for Asian stock markets

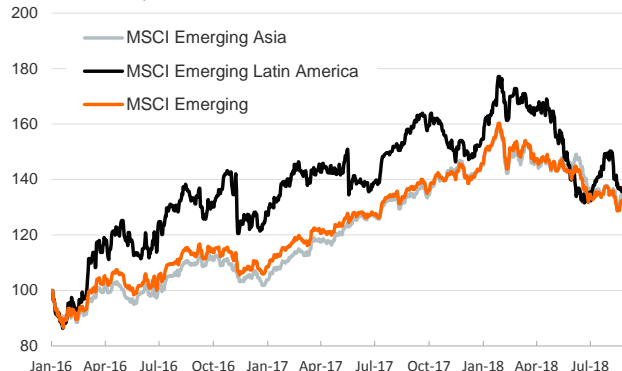
## Main advanced stock markets

Index (100=January 2016)



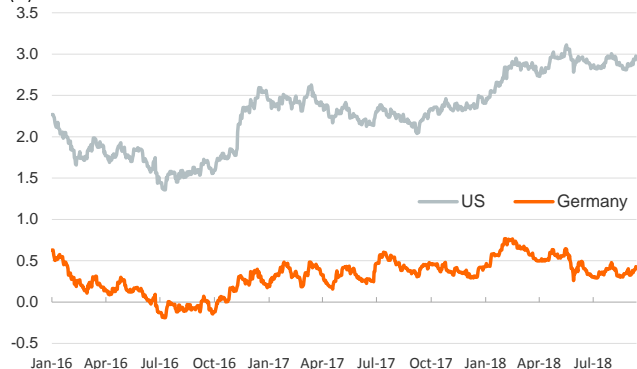
## Emerging economies stock markets

Index (100=January 2016)



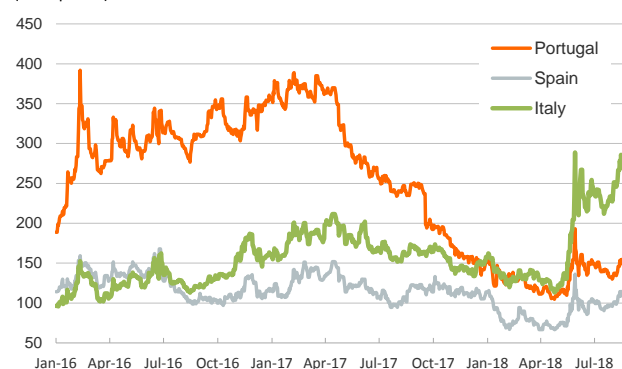
## Yield on 10-year public debt: U.S. and Germany

(% )



## Risk Premium on 10-year debt: Italy, Spain and Portugal

(basis points)



## Exchange rate: EUR/USD

(Dollars per euro)



## Exchange rate: emerging economies index

(Index (100= January 2016))



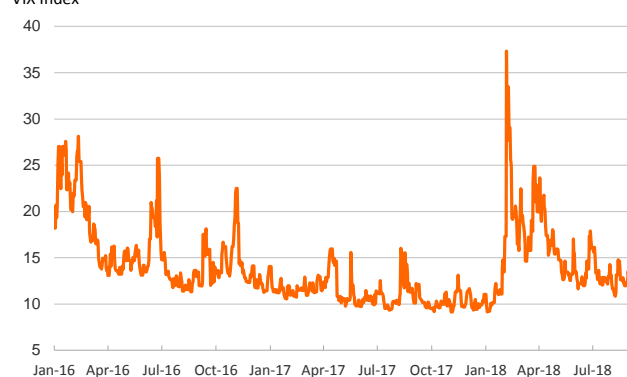
## Brent oil price

(US\$/barrel)



## Implied volatility on US stock markets

VIX Index



Notice regarding publication of the Banco BPI "Daily Report".

Daily Report – Financial Markets is a publication of Banco BPI prepared by its Research and Economic Analysis Department that contains information and opinions that come from sources considered reliable, but Banco BPI does not guarantee the accuracy of the same and is not responsible for errors or omissions contained therein. This document has a purely informative purpose, for which reason Banco BPI is not responsible in any case for the use made of it. Opinions and estimates are specific to the area and may be subject to change without notice.