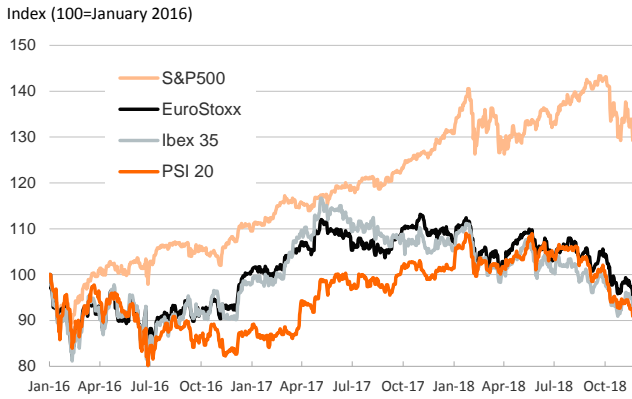


- ▶ In a low-trading session (U.S. markets were closed for the Thanksgiving holiday), European stocks edged lower and EM equities exhibited a mixed performance.
- ▶ In fixed-income markets, euro area sovereign yields were little changed (including Italy's, which exhibited some intraday volatility). In FX markets, the euro fluctuated around \$1.14 and most EM currencies remained relatively stable against the U.S. dollar.
- ▶ In oil markets, the barrel of Brent declined below \$63.
- ▶ The release of the ECB's last monetary policy meeting minutes provided little news but reinforced the expectation that net asset purchases will end in December.
- ▶ In Spain, housing prices decelerated to 0.1% qoq and 3.2% yoy in Q3 (appraisal value).

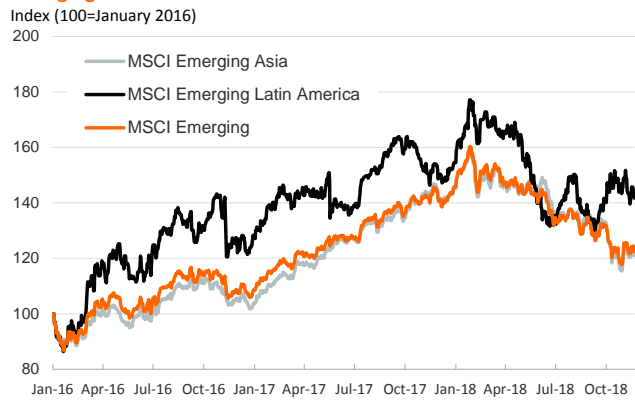
Interest Rates (%)	11/22	11/21	Daily Change (basis points)	Weekly Change (basis points)	YTD (basis points)	YoY Change (basis points)
Eurozone						
ECB - Official Interest Rate (Refi)	0.00	0.00	0	0	0	0
Eonia	-0.36	-0.36	0	1	-2	0
Swap Eonia (10Y)	0.75	0.75	0	-2	6	14
3 months (Euribor)	-0.32	-0.32	0	0	1	1
12 months (Euribor)	-0.15	-0.15	0	0	4	4
Germany - 2-Year Bond	-0.58	-0.58	0	1	5	12
Germany - 10-Year Bond	0.37	0.38	-1	1	-6	2
France - 10-Year Bond	0.75	0.76	-2	0	-3	7
Spain - 10-Year Bond	1.64	1.64	0	1	7	17
Portugal - 10-Year Bond	1.95	1.97	-2	-2	1	2
Italy - 10-Year Bond	3.45	3.47	-2	-4	145	168
Risk premium - Spain (10Y)	127	126	1	0	13	15
Risk premium - Portugal (10Y)	158	159	-1	-3	6	0
Risk premium - Italy (10Y)	308	309	-1	-5	150	166
US						
Fed - Upper Bound	2.25	2.25	0	0	75	100
3 months (Libor)	2.68	2.68	0	4	99	122
12 months (Libor)	3.11	3.11	0	-1	100	118
2-Year Bond	2.81	2.81	0	-4	93	108
10-Year Bond	3.06	3.06	0	-5	65	74
Stock Markets						
	11/22	11/21	Daily Change (%)	Weekly Change (%)	YTD (%)	YoY Change (%)
CaixaBank	3.65*	3.68*	-0.8	-1.9	-6.1	-6.3
Ibex 35	8906	8961	-0.6	-1.8	-11.3	-11.2
PSI 20	4819	4860	-0.8	-2.0	-10.6	-9.2
MIB	18603	18732	-0.7	-1.6	-14.9	-16.9
DAX	11138	11244	-0.9	-1.9	-13.8	-14.4
CAC 40	4938	4976	-0.8	-1.9	-7.0	-8.2
Eurostoxx50	3127	3154	-0.9	-2.0	-10.8	-12.5
FTSE 100	6960	7050	-1.3	-1.1	-9.5	-6.2
S&P 500	2650	2650	0.0	-2.9	-0.9	2.0
Nasdaq	6972	6972	0.0	-4.0	1.0	1.5
Nikkei 225	21647	21508	0.6	-0.7	-4.9	-3.9
MSCI Emerging Index	976	975	0.1	-0.5	-15.8	-15.3
MSCI Emerging Asia	489	489	0.0	-1.0	-16.6	-17.2
MSCI Emerging Latin America	2592	2605	-0.5	0.4	-8.3	-8.1
Shanghai	2645	2652	-0.2	-0.9	-20.0	-21.1
VIX Index	20.80	20.80	0.0	4.1	88.4	110.5
Currencies						
	11/22	11/21	Daily Change (%)	Weekly Change (%)	YTD (%)	YoY Change (%)
EUR/USD	1.140	1.138	0.2	0.7	-5.0	-3.8
EUR/GBP	0.89	0.89	-0.6	-0.1	-0.3	-0.6
EUR/CHF	1.13	1.13	0.2	-0.5	-3.1	-2.5
USD/JPY	112.95	113.06	-0.1	-0.6	0.2	1.6
USD/CNY	6.93	6.93	0.1	-0.1	6.5	5.3
USD/MXN	20.31	20.25	0.3	0.4	3.3	9.1
Commodities						
	11/22	11/21	Daily Change (%)	Weekly Change (%)	YTD (%)	YoY Change (%)
Global Commodities Index	83.4	83.4	0.0	0.6	-5.4	-4.2
Brent (US\$/barrel)	62.6	63.5	-1.4	-6.0	-6.4	-1.5
Gold (US\$/ounce)	1227.5	1226.1	0.1	1.2	-5.8	-4.9
Metal Index	193.4	193.4	0.0	0.7	-15.9	-11.2
Agricultural Index	249.5	249.5	0.0	-0.6	-2.1	-3.9

Note (*): one more day for Asian stock markets

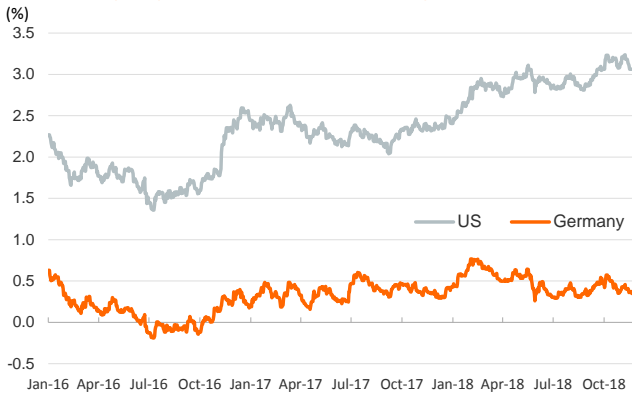
Main advanced stock markets



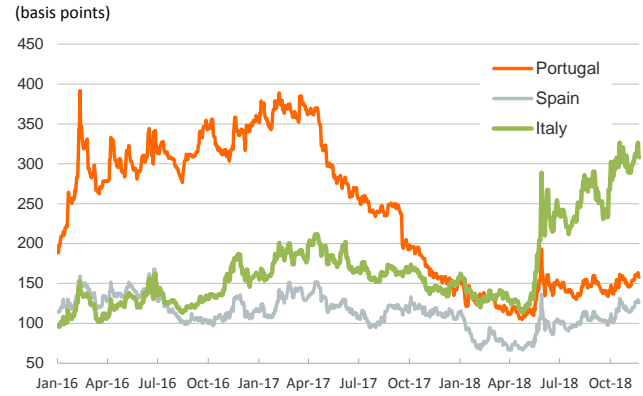
Emerging economies stock markets



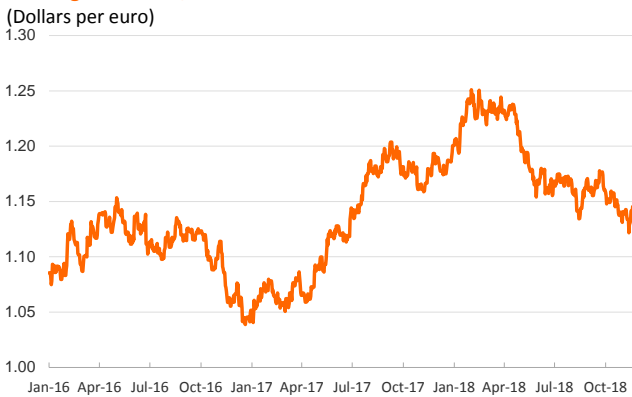
Yield on 10-year public debt: U.S. and Germany



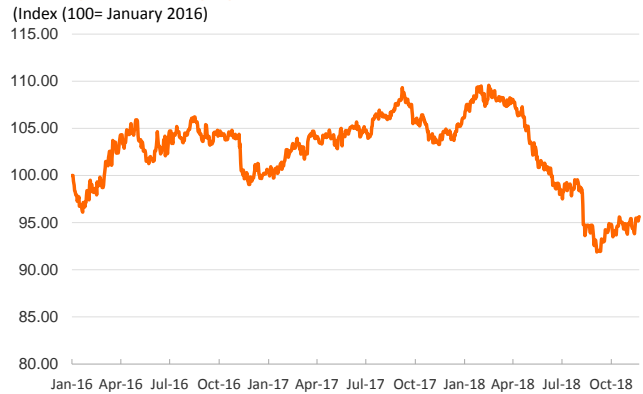
Risk Premium on 10-year debt: Italy, Spain and Portugal



Exchange rate: EUR/USD



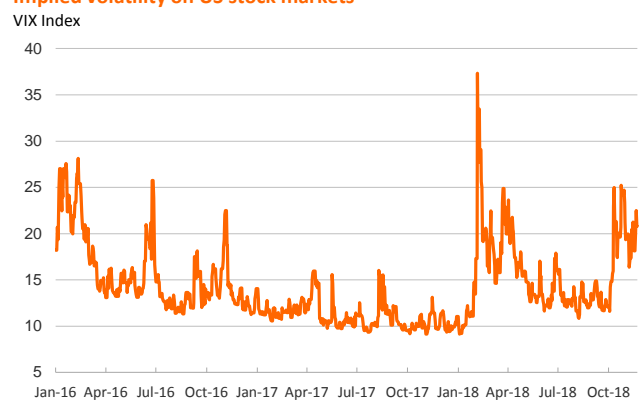
Exchange rate: emerging economies index



Brent oil price



Implied volatility on US stock markets



Notice regarding publication of the Banco BPI "Daily Report".

Daily Report – Financial Markets is a publication of Banco BPI prepared by its Research and Economic Analysis Department that contains information and opinions that come from sources considered reliable, but Banco BPI does not guarantee the accuracy of the same and is not responsible for errors or omissions contained therein. This document has a purely informative purpose, for which reason Banco BPI is not responsible in any case for the use made of it. Opinions and estimates are specific to the area and may be subject to change without notice.