

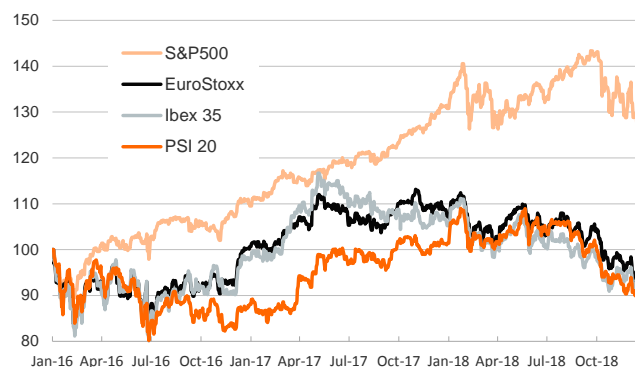
- ▶ Financial markets ended the week on a sour note. U.S. and EM stocks dropped by close to 2% and 1.5%, respectively, and erased the week's gains. Losses also spread to the Eurozone, where the main indices declined somewhat less than 1%.
- ▶ In fixed-income markets, U.S. and German sovereign yields edged lower and euro area peripheral spreads nudged up. Nonetheless, on a weekly basis, easing tensions around Italy's fiscal policy led peripheral spreads to consolidate their marked decline.
- ▶ In FX markets, the euro eased towards \$1.13 and most EM currencies depreciated against the USD.
- ▶ In oil markets, the price of the barrel of Brent fluctuated moderately above \$60.
- ▶ Eurozone sentiment indicators continued to trend lower in December. The flash composite PMI declined to 51.3 points in the Eurozone (Nov.: 52.7) and to 49.3 points in France (Nov.: 54.2), while the German index stood roughly stable at 52.2 points (Nov.: 52.3).
- ▶ This week, the focus will be on the monetary policy meetings of the U.S. Federal Reserve (Wednesday), the Bank of Japan (Thursday) and the Bank of England (Thursday).

Interest Rates (%)	12/14	12/13	Daily Change (basis points)	Weekly Change (basis points)	YTD (basis points)	YoY Change (basis points)
Eurozone						
ECB - Official Interest Rate (Refi)	0.00	0.00	0	0	0	0
Eonia	-0.36	-0.36	0	0	-2	0
Swap Eonia (10Y)	0.70	0.71	-1	2	1	12
3 months (Euribor)	-0.31	-0.31	0	0	2	2
12 months (Euribor)	-0.13	-0.13	0	1	6	7
Germany - 2-Year Bond	-0.61	-0.58	-3	-1	2	11
Germany - 10-Year Bond	0.25	0.29	-3	0	-18	-5
France - 10-Year Bond	0.71	0.73	-2	2	-7	8
Spain - 10-Year Bond	1.41	1.42	-1	-4	-16	-5
Portugal - 10-Year Bond	1.66	1.68	-1	-14	-28	-18
Italy - 10-Year Bond	2.94	2.95	-2	-19	93	113
Risk premium - Spain (10Y)	116	114	2	-4	2	0
Risk premium - Portugal (10Y)	141	139	2	-14	-10	-13
Risk premium - Italy (10Y)	268	267	2	-19	111	118
US						
Fed - Upper Bound	2.25	2.25	0	0	75	75
3 months (Libor)	2.80	2.79	1	3	111	119
12 months (Libor)	3.10	3.11	-1	0	99	105
2-Year Bond	2.73	2.76	-3	2	85	89
10-Year Bond	2.89	2.91	-2	5	48	54
Stock Markets						
	12/14	12/13	Daily Change (%)	Weekly Change (%)	YTD (%)	YoY Change (%)
CaixaBank	3.39	3.41	-0.4	0.8	-12.8	-13.1
Ibex 35	8886	8926	-0.5	0.8	-11.5	-12.5
PSI 20	4803	4823	-0.4	-0.7	-10.9	-10.8
MIB	18911	19049	-0.7	0.9	-13.5	-14.4
DAX	10866	10925	-0.5	0.7	-15.9	-17.1
CAC 40	4854	4897	-0.9	0.8	-8.6	-9.3
Eurostoxx50	3093	3112	-0.6	1.1	-11.7	-13.1
FTSE 100	6845	6878	-0.5	1.0	-11.0	-8.6
S&P 500	2600	2651	-1.9	-1.3	-2.8	-2.8
Nasdaq	6911	7070	-2.3	-0.8	0.1	-0.4
Nikkei 225	21375	21816	-2.0	-1.4	-6.1	-5.2
MSCI Emerging Index	972	986	-1.4	-1.0	-16.1	-13.1
MSCI Emerging Asia	490	498	-1.5	-0.6	-16.5	-14.2
MSCI Emerging Latin America	2549	2569	-0.8	-1.6	-9.9	-6.1
Shanghai	2594	2634	-1.5	-0.5	-21.6	-20.6
VIX Index	21.63	20.65	4.7	-6.9	95.9	129.6
Currencies						
	12/14	12/13	Daily Change (%)	Weekly Change (%)	YTD (%)	YoY Change (%)
EUR/USD	1.131	1.136	-0.5	-0.6	-5.8	-3.8
EUR/GBP	0.90	0.90	0.1	0.4	1.2	1.8
EUR/CHF	1.13	1.13	-0.1	0.0	-3.6	-3.1
USD/JPY	113.39	113.63	-0.2	0.6	0.6	0.7
USD/CNY	6.91	6.88	0.4	0.5	6.2	4.5
USD/MXN	20.24	20.32	-0.4	-0.1	2.9	5.9
Commodities						
	12/14	12/13	Daily Change (%)	Weekly Change (%)	YTD (%)	YoY Change (%)
Global Commodities Index	81.3	82.5	-1.5	-2.7	-7.8	-3.3
Brent (US\$/barrel)	60.3	61.5	-1.9	-2.3	-9.9	-4.7
Gold (US\$/ounce)	1238.5	1242.0	-0.3	-0.8	-5.0	-1.4
Metal Index	191.4	191.2	0.1	-0.2	-16.8	-11.1
Agricultural Index	253.8	255.1	-0.5	-0.4	-0.4	0.9

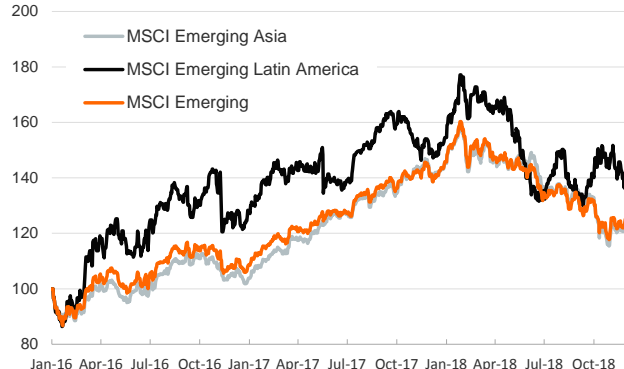
Note (*): one more day for Asian stock markets

Main advanced stock markets

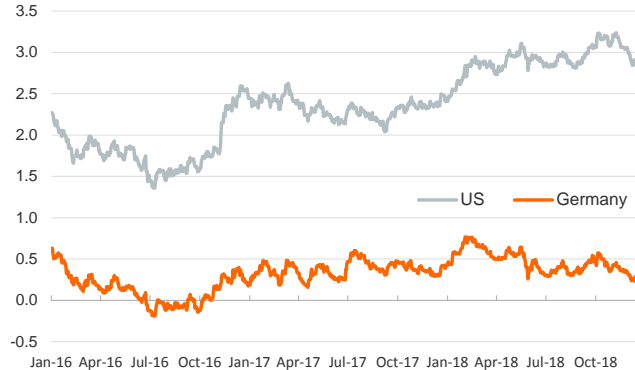
Index (100=January 2016)

**Emerging economies stock markets**

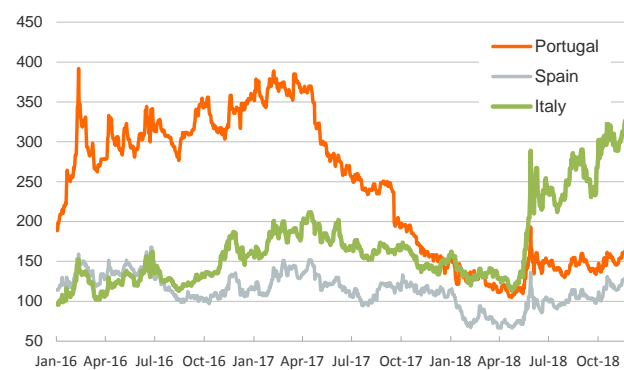
Index (100=January 2016)

**Yield on 10-year public debt: U.S. and Germany**

(%)

**Risk Premium on 10-year debt: Italy, Spain and Portugal**

(basis points)

**Exchange rate: EUR/USD**

(Dollars per euro)

**Exchange rate: emerging economies index**

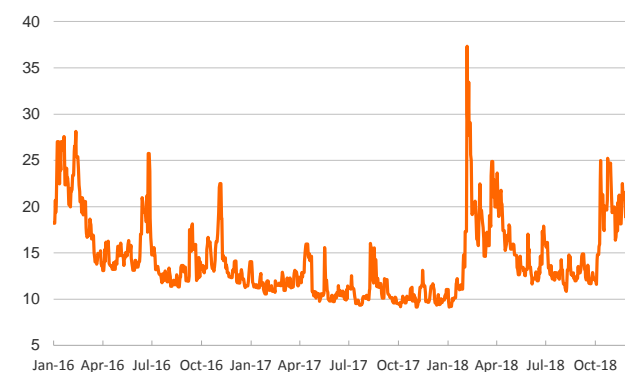
(Index (100= January 2016))

**Brent oil price**

(US\$/barrel)

**Implied volatility on US stock markets**

VIX Index



Notice regarding publication of the Banco BPI "Daily Report".

Daily Report – Financial Markets is a publication of Banco BPI prepared by its Research and Economic Analysis Department that contains information and opinions that come from sources considered reliable, but Banco BPI does not guarantee the accuracy of the same and is not responsible for errors or omissions contained therein. This document has a purely informative purpose, for which reason Banco BPI is not responsible in any case for the use made of it. Opinions and estimates are specific to the area and may be subject to change without notice.