

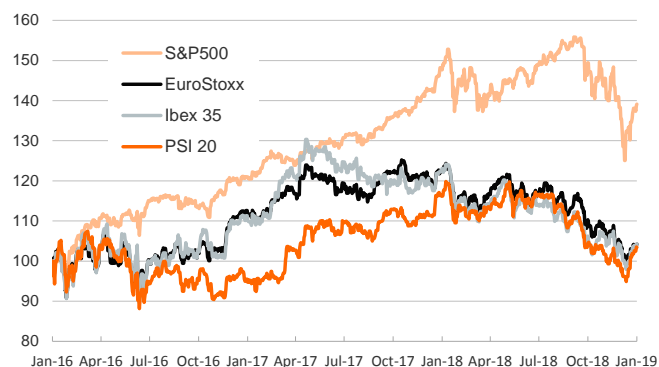
- ▶ U.S. stocks advanced moderately on the back of a better-than-expected start to the earnings season. European and EM equities also registered small gains as they benefited from investors' positive mood.
- ▶ In fixed-income markets, Italy's spread declined towards 250bp as the Italian sovereign curve benefited from strong demand for Tuesday's syndicated bond sale. In Portugal, the increase in its 10-year sovereign yield was mostly due to a change in Bloomberg's benchmark –from a bond maturing in October 2028 to one maturing in June 2029.
- ▶ In FX markets, the GBP rose moderately as the U.K.'s government won a no-confidence vote by 325-306 votes.
- ▶ Today Eurostat will release the euro area's final inflation figures for December 2018.

Interest Rates (%)	1/16	1/15	Daily Change (basis points)	Weekly Change (basis points)	YTD (basis points)	YoY Change (basis points)
<b>Eurozone</b>						
ECB - Official Interest Rate (Refi)	0.00	0.00	0	0	0	0
Eonia	-0.37	-0.37	0	-1	-1	-1
Swap Eonia (10Y)	0.62	0.62	0	-4	-3	-15
3 months (Euribor)	-0.31	-0.31	0	0	0	2
12 months (Euribor)	-0.12	-0.12	0	0	0	7
Germany - 2-Year Bond	-0.60	-0.62	2	-2	1	-3
Germany - 10-Year Bond	0.22	0.21	2	-6	-2	-34
France - 10-Year Bond	0.63	0.62	1	-8	-7	-20
Spain - 10-Year Bond	1.38	1.39	-2	-12	-4	-13
Portugal - 10-Year Bond	1.79	1.66	13	2	7	-25
Italy - 10-Year Bond	2.75	2.87	-12	-12	1	76
Risk premium - Spain (10Y)	115	118	-3	-6	-2	21
Risk premium - Portugal (10Y)	157	145	11	7	9	9
Risk premium - Italy (10Y)	253	267	-14	-7	3	110
<b>US</b>						
Fed - Upper Bound	2.50	2.50	0	0	0	100
3 months (Libor)	2.77	2.77	0	-3	-4	103
12 months (Libor)	3.01	3.01	0	-3	0	80
2-Year Bond	2.54	2.53	1	-1	5	50
10-Year Bond	2.72	2.71	1	1	4	13
<b>Stock Markets</b>						
	1/16	1/15	Daily Change (%)	Weekly Change (%)	YTD (%)	YoY Change (%)
CaixaBank	3.36	3.31	1.7	3.5	6.2	-21.1
Ibex 35	8913	8850	0.7	1.0	4.4	-14.9
PSI 20	4999	5003	-0.1	1.5	5.6	-11.0
MIB	19478	19165	1.6	1.6	6.3	-17.2
DAX	10931	10892	0.4	0.3	3.5	-17.1
CAC 40	4811	4786	0.5	-0.1	1.7	-12.4
Eurostoxx50	3077	3068	0.3	0.2	2.5	-14.8
FTSE 100	6863	6895	-0.5	-0.6	2.0	-11.2
S&P 500	2616	2610	0.2	1.2	4.4	-6.7
Nasdaq	7035	7024	0.2	1.1	6.0	-3.6
Nikkei 225	20443	20555	-0.5	0.1	2.1	-14.4
MSCI Emerging Index	1009	1005	0.4	1.5	4.5	-17.4
MSCI Emerging Asia	501	499	0.4	1.5	3.1	-19.0
MSCI Emerging Latin America	2834	2827	0.2	0.4	10.4	-7.1
Shanghai	2570	2570	0.0	1.0	3.1	-25.4
VIX Index	19.04	18.60	2.4	-4.7	-25.1	59.9
<b>Currencies</b>						
	1/16	1/15	Daily Change (%)	Weekly Change (%)	YTD (%)	YoY Change (%)
EUR/USD	1.139	1.141	-0.2	-1.3	-0.7	-6.5
EUR/GBP	0.88	0.89	-0.3	-2.0	-1.6	0.4
EUR/CHF	1.13	1.13	0.1	0.3	0.3	-4.1
USD/JPY	109.09	108.68	0.4	0.9	-0.5	-2.0
USD/CNY	6.76	6.76	-0.1	-0.9	-1.8	5.0
USD/MXN	18.89	19.00	-0.6	-1.7	-3.9	0.9
<b>Commodities</b>						
	1/16	1/15	Daily Change (%)	Weekly Change (%)	YTD (%)	YoY Change (%)
Global Commodities Index	80.3	80.1	0.2	0.4	4.6	-9.6
Brent (US\$/barrel)	61.3	60.6	1.1	-0.2	14.0	-11.6
Gold (US\$/ounce)	1293.6	1289.5	0.3	0.0	0.9	-2.5
Metal Index	188.2	186.3	1.0	0.9	2.5	-16.0
Agricultural Index	249.1	248.1	0.4	-1.8	1.4	-1.1

Note (\*): one more day for Asian stock markets

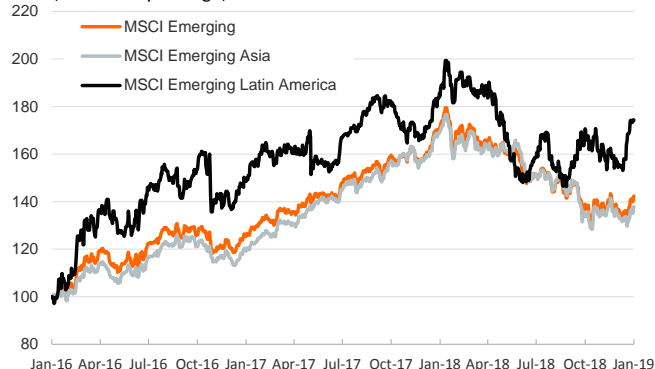
## Main advanced stock markets

Index (100=Three years ago)



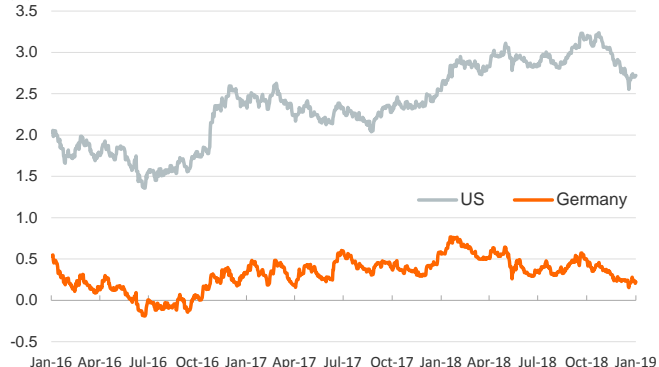
## Emerging economies stock markets

Index (100=Three years ago)



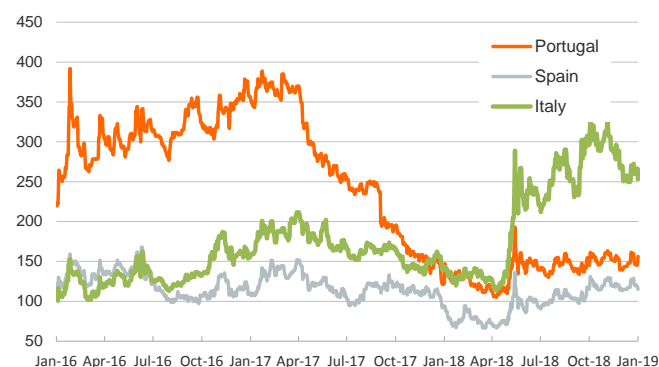
## Yield on 10-year public debt: U.S. and Germany

(% )



## Risk Premium on 10-year debt: Italy, Spain and Portugal

(basis points)



## Exchange rate: EUR/USD

(Dollars per euro)



## Exchange rate: emerging economies index

Index (100=Three years ago)



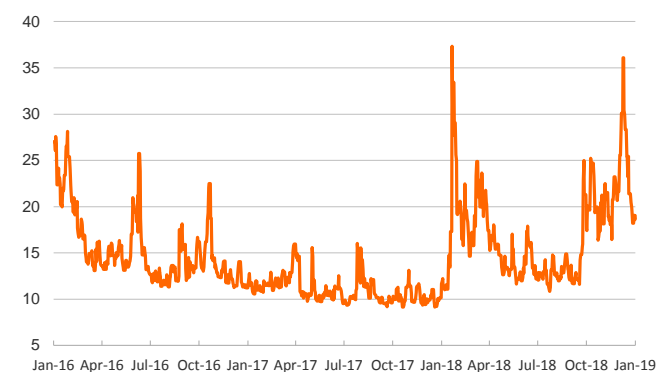
## Brent oil price

(US\$/barrel)



## Implied volatility on US stock markets

VIX Index



Notice regarding publication of the Banco BPI "Daily Report".

Daily Report – Financial Markets is a publication of Banco BPI prepared by its Research and Economic Analysis Department that contains information and opinions that come from sources considered reliable, but Banco BPI does not guarantee the accuracy of the same and is not responsible for errors or omissions contained therein. This document has a purely informative purpose, for which reason Banco BPI is not responsible in any case for the use made of it. Opinions and estimates are specific to the area and may be subject to change without notice.