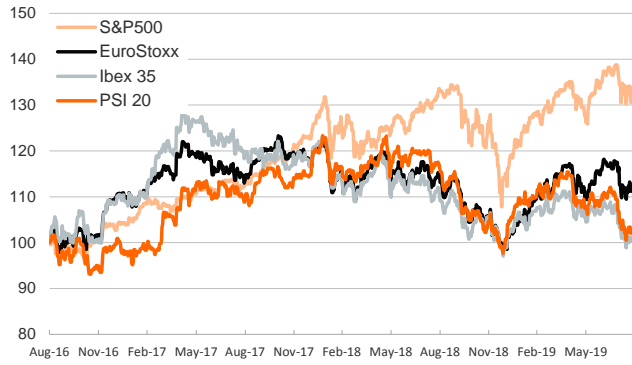


- ▶ Stock markets rose across advanced and emerging economies as investor sentiment was buoyed by conciliatory remarks on the trade front. In particular, a spokesman for China's commerce ministry hinted that China wouldn't immediately retaliate against the latest U.S. tariff increases.
- ▶ In the euro area, sovereign yields nudged up after Klaas Knot (the president of the Dutch central bank) said that he was open to a rate cut but saw the resumption of net asset purchases as premature. Italy's risk premium continued to decline as investors digested the news that PD and M5S agreed to form a coalition government.
- ▶ On the data front, U.S. Q2 GDP growth was confirmed at 2.3% yoy (0.5% qoq) and private consumption remained strong (2.7% yoy). In Brazil, GDP rebounded in Q2 (0.4% qoq) after having shrunk in Q1.
- ▶ In Spain, headline inflation declined to 0.3% yoy in August. EA-wide and Portugal's figures will be released today.

Interest Rates (%)	8/29	8/28	Daily Change (basis points)	Weekly Change (basis points)	YTD (basis points)	YoY Change (basis points)
Eurozone						
ECB - Official Interest Rate (Refi)	0.00	0.00	0	0	0	0
Eonia	-0.37	-0.37	0	0	-1	-1
Swap Eonia (10Y)	-0.49	-0.49	1	-9	-114	-117
3 months (Euribor)	-0.43	-0.42	-1	-1	-12	-11
12 months (Euribor)	-0.38	-0.38	0	1	-26	-21
Germany - 2-Year Bond	-0.91	-0.88	-3	-5	-30	-31
Germany - 10-Year Bond	-0.69	-0.71	2	-5	-93	-104
France - 10-Year Bond	-0.41	-0.44	2	-5	-112	-110
Spain - 10-Year Bond	0.10	0.07	4	-4	-131	-137
Portugal - 10-Year Bond	0.13	0.10	3	-5	-160	-179
Italy - 10-Year Bond	0.98	1.04	-6	-32	-176	-223
Risk premium - Spain (10Y)	80	78	2	1	-38	-33
Risk premium - Portugal (10Y)	82	81	1	0	-66	-76
Risk premium - Italy (10Y)	167	176	-8	-28	-82	-119
US						
Fed - Upper Bound	2.25	2.25	0	0	-25	25
3 months (Libor)	2.12	2.12	0	-1	-69	-20
12 months (Libor)	1.95	1.95	0	-2	-106	-89
2-Year Bond	1.52	1.50	2	-9	-97	-113
10-Year Bond	1.49	1.48	1	-12	-119	-137
Stock Markets						
	8/29	8/28	Daily Change (%)	Weekly Change (%)	YTD (%)	YoY Change (%)
CaixaBank	2.08	2.05	1.5	0.9	-34.3	-46.8
Ibex 35	8794	8747	0.5	0.9	3.0	-7.1
PSI 20	4814	4798	0.3	-0.9	1.7	-11.9
MIB	21398	20991	1.9	2.8	16.8	4.4
DAX	11839	11701	1.2	0.8	12.1	-5.2
CAC 40	5450	5369	1.5	1.1	15.2	-0.5
Eurostoxx50	3411	3365	1.4	1.1	13.7	-0.6
FTSE 100	7184	7115	1.0	0.8	6.8	-4.4
S&P 500	2925	2888	1.3	0.1	16.7	0.8
Nasdaq	7973	7857	1.5	-0.2	20.2	-1.4
Nikkei 225	20461	20479	-0.1	-0.8	2.2	-10.5
MSCI Emerging Index	970	965	0.5	-0.6	0.4	-8.3
MSCI Emerging Asia	489	488	0.3	-0.4	0.7	-11.1
MSCI Emerging Latin America	2555	2509	1.8	-1.3	-0.4	4.8
Shanghai	2891	2894	-0.1	0.3	15.9	5.6
VIX Index	17.88	19.35	-7.6	7.2	-29.7	32.2
Currencies						
	8/29	8/28	Daily Change (%)	Weekly Change (%)	YTD (%)	YoY Change (%)
EUR/USD	1.106	1.108	-0.2	-0.2	-3.6	-5.3
EUR/GBP	0.91	0.91	0.1	0.4	1.0	1.2
EUR/CHF	1.09	1.09	0.3	0.1	-3.1	-3.5
USD/JPY	106.52	106.12	0.4	0.1	-2.9	-4.0
USD/CNY	7.14	7.17	-0.3	0.9	3.9	4.4
USD/MXN	20.14	20.11	0.2	1.6	2.5	5.4
Commodities						
	8/29	8/28	Daily Change (%)	Weekly Change (%)	YTD (%)	YoY Change (%)
Global Commodities Index	77.5	77.2	0.4	1.4	1.0	-7.3
Brent (US\$/barrel)	61.1	60.5	1.0	1.9	13.5	-21.5
Gold (US\$/ounce)	1527.7	1539.0	-0.7	2.0	19.1	27.3
Metal Index	192.0	190.4	0.9	1.3	4.6	-4.4
Agricultural Index	234.6	235.4	-0.3	-0.7	-4.5	-3.0

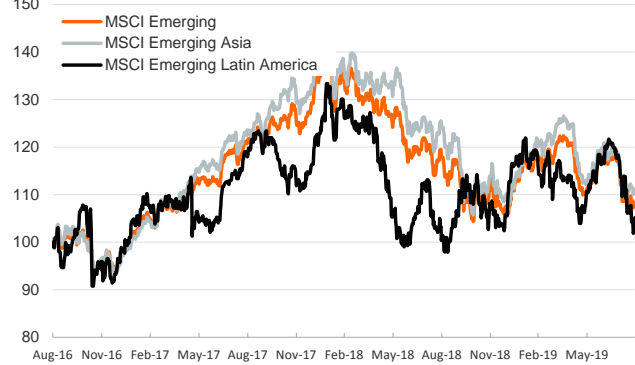
Main advanced stock markets

Index (100=Three years ago)

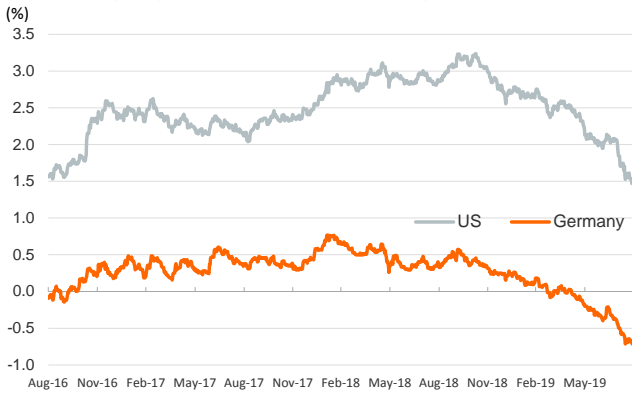


Emerging economies stock markets

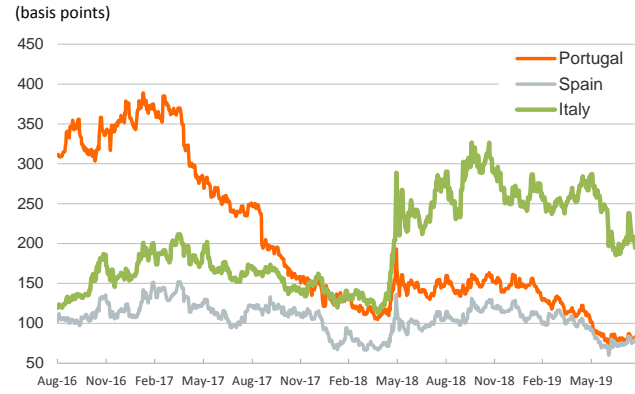
Index (100=Three years ago)



Yield on 10-year public debt: U.S. and Germany



Risk Premium on 10-year debt: Italy, Spain and Portugal



Exchange rate: EUR/USD

(Dollars per euro)



Exchange rate: emerging economies index

(Index (100=Three years ago))



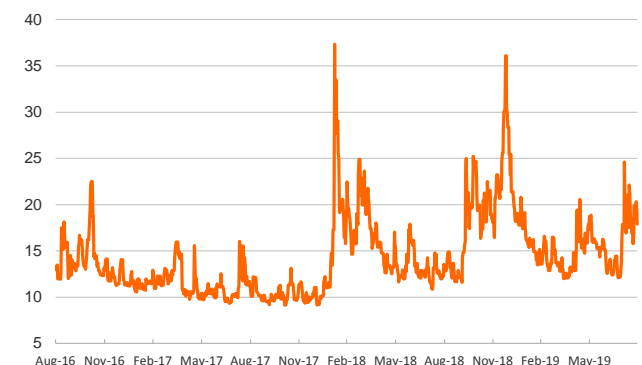
Brent oil price

(US\$/barrel)



Implied volatility on US stock markets

VIX Index



Notice regarding publication of the Banco BPI "Daily Report".

Daily Report – Financial Markets is a publication of Banco BPI prepared by its Research and Economic Analysis Department that contains information and opinions that come from sources considered reliable, but Banco BPI does not guarantee the accuracy of the same and is not responsible for errors or omissions contained therein. This document has a purely informative purpose, for which reason Banco BPI is not responsible in any case for the use made of it. Opinions and estimates are specific to the area and may be subject to change without notice.