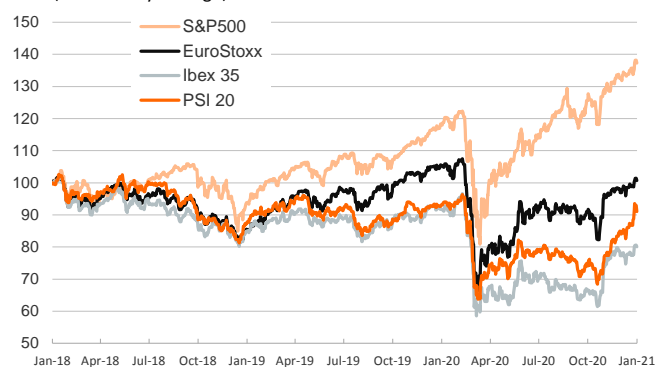


- ▶ Investors traded in a negative mood on Monday amid a deterioration of the health crisis in the EU and the United States, following one of the best weeks for stock markets since November.
- ▶ In the EU, the prospects of fresh lockdowns to respond to a deteriorating outlook for the pandemic led investors to downgrade their growth predictions for the first quarter of 2021. The Eurostoxx50 fell 0.7% and sovereign bond yields tightened slightly, including in core countries.
- ▶ Meanwhile, the S&P 500 dipped 0.7%, led by Twitter and Facebook shares which fell 6.4% and 4% respectively after the social media companies banned U.S. President Trump from their platforms. Yields on U.S. treasuries also continued their rise, reaching 1.15% for 10-year bonds, their highest level since March 2020.
- ▶ In currency markets, the dollar continued its gains against the euro and the spot rate for EUR/USD reached 1.215.

Interest Rates (%)	1/11	1/8	Daily Change (basis points)	Weekly Change (basis points)	YTD (basis points)	YoY Change (basis points)
<b>Eurozone</b>						
ECB - Official Interest Rate (Refi)	0.00	0.00	0	0	0	0
Eonia	-0.48	-0.48	0	0	-3	-2
Swap Eonia (10Y)	-0.25	-0.27	2	9	-28	-24
3 months (Euribor)	-0.55	-0.55	1	0	-16	-15
12 months (Euribor)	-0.50	-0.51	1	0	-25	-25
Germany - 2-Year Bond	-0.70	-0.70	0	2	-10	-10
Germany - 10-Year Bond	-0.50	-0.52	2	11	-31	-30
France - 10-Year Bond	-0.29	-0.32	3	8	-41	-34
Spain - 10-Year Bond	0.06	0.04	2	4	-41	-38
Portugal - 10-Year Bond	-0.01	-0.02	2	-2	-45	-40
Italy - 10-Year Bond	0.56	0.53	3	2	-85	-76
Risk premium - Spain (10Y)	55	56	-1	-7	-10	-9
Risk premium - Portugal (10Y)	49	50	-1	-13	-14	-10
Risk premium - Italy (10Y)	106	105	1	-9	-54	-46
<b>US</b>						
Fed - Upper Bound	0.25	0.25	0	0	-150	-150
3 months (Libor)	0.22	0.22	0	-2	-169	-162
12 months (Libor)	0.33	0.33	0	-1	-167	-164
2-Year Bond	0.14	0.13	1	3	-143	-143
10-Year Bond	1.15	1.12	3	24	-77	-67
<b>Stock Markets</b>						
	1/11	1/8	Daily Change (%)	Weekly Change (%)	YTD (%)	YoY Change (%)
CaixaBank	2.30	2.34	-1.9	7.8	-17.9	-17.4
Ibex 35	8358	8408	-0.6	3.2	-12.5	-12.7
PSI 20	5138	5246	-2.1	2.9	-1.5	-2.3
MIB	22722	22794	-0.3	1.8	-3.3	-5.4
DAX	13937	14050	-0.8	1.5	5.2	3.4
CAC 40	5662	5707	-0.8	1.3	-5.3	-6.2
Eurostoxx50	3621	3645	-0.7	1.6	-3.3	-4.5
FTSE 100	6798	6873	-1.1	3.4	-9.9	-10.4
S&P 500	3800	3825	-0.7	2.7	17.6	16.4
Nasdaq	13036	13202	-1.3	2.7	45.3	42.0
Nikkei 225	28139	28139	0.0	3.2	18.9	18.0
MSCI Emerging Index	1350	1354	-0.3	3.5	21.1	19.1
MSCI Emerging Asia	750	751	-0.1	4.1	32.5	29.7
MSCI Emerging Latin America	2470	2538	-2.7	0.4	-15.3	-15.4
Shanghai	3531	3570	-1.1	0.8	15.8	14.2
VIX Index	24.08	21.56	11.7	-10.7	74.7	91.7
<b>Currencies</b>						
	1/11	1/8	Daily Change (%)	Weekly Change (%)	YTD (%)	YoY Change (%)
EUR/USD	1.215	1.222	-0.5	-0.8	8.4	9.3
EUR/GBP	0.90	0.90	-0.2	-0.4	6.3	5.6
EUR/CHF	1.08	1.08	0.0	0.2	-0.3	0.0
USD/JPY	104.26	103.94	0.3	1.1	-4.0	-4.7
USD/CNY	6.48	6.47	0.1	0.3	-6.9	-6.3
USD/MXN	20.07	20.02	0.3	0.5	6.0	6.8
<b>Commodities</b>						
	1/11	1/8	Daily Change (%)	Weekly Change (%)	YTD (%)	YoY Change (%)
Global Commodities Index	79.5	79.7	-0.2	1.1	-1.7	-1.5
Brent (US\$/barrel)	55.7	56.0	-0.6	8.9	-15.7	-14.3
Gold (US\$/ounce)	1843.9	1849.0	-0.3	-5.1	21.5	18.0
Metal Index	234.5	239.8	-2.2	-0.6	21.1	19.8
Agricultural Index	335.6	336.7	-0.3	1.7	25.6	26.1

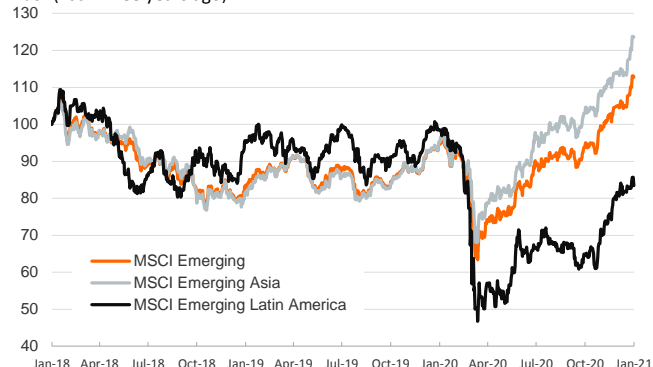
## Main advanced stock markets

Index (100=Three years ago)



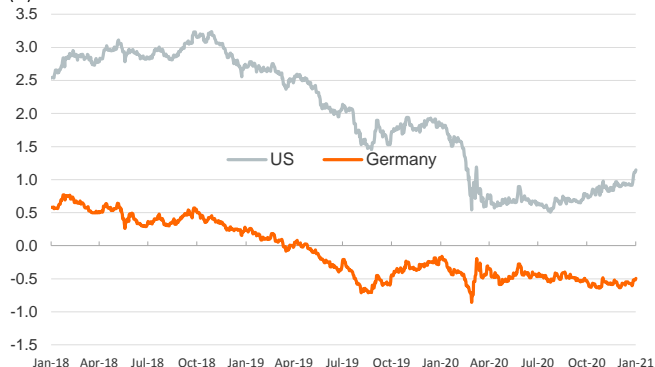
## Emerging economies stock markets

Index (100=Three years ago)



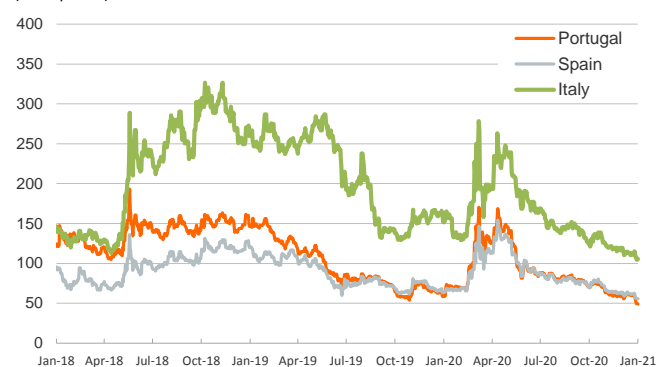
## Yield on 10-year public debt: U.S. and Germany

(%)



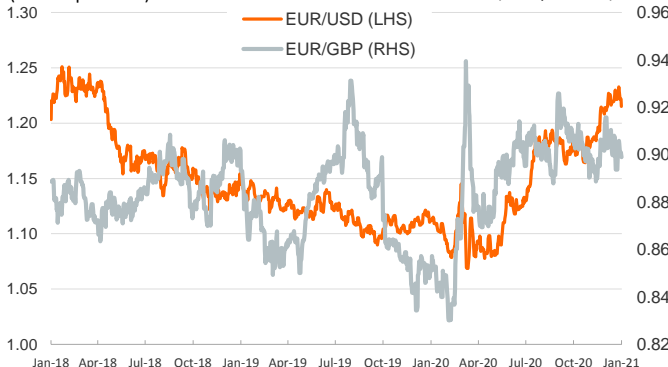
## Risk Premium on 10-year debt: Italy, Spain and Portugal

(basis points)



## Exchange rate: Advanced-economy currencies

(Dollars per euro)



## Exchange rate: emerging economies index

(Index (100=Three years ago))



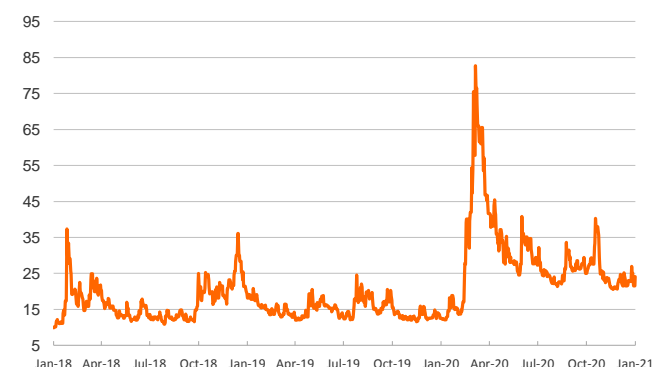
## Brent oil price

(US\$/barrel)



## Implied volatility on US stock markets

VIX Index



Notice regarding publication of the Banco BPI "Daily Report".

Daily Report – Financial Markets is a publication of Banco BPI prepared by its Research and Economic Analysis Department that contains information and opinions that come from sources considered reliable, but Banco BPI does not guarantee the accuracy of the same and is not responsible for errors or omissions contained therein. This document has a purely informative purpose, for which reason Banco BPI is not responsible in any case for the use made of it. Opinions and estimates are specific to the area and may be subject to change without notice.