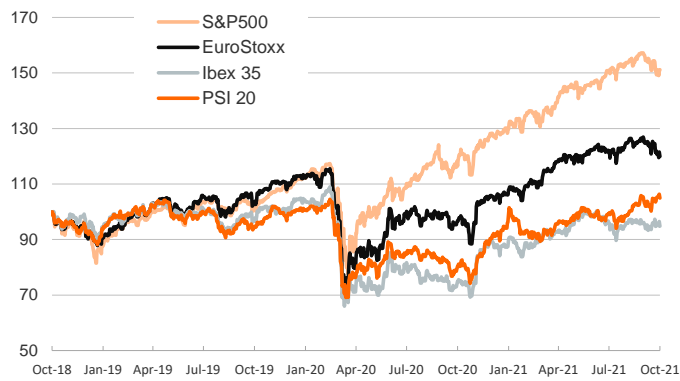


- In yesterday's session, investors' sentiment worsened in the euro area, amid inflationary concerns, while in the U.S. investors focused their attention on a potential breakthrough in negotiations between Democrats and Republicans to extend the debt ceiling and on the better than expected ADP employment report.
- In particular, the September report showed that private payrolls increased by 568k workers while consensus expected an increase of 430k. This report usually anticipates the official employment report released by the BLS on Friday.
- In this context, stock indices registered losses in the euro area while increased in the U.S. In fixed-income markets, yields on sovereign bonds edged modestly down in Europe.
- In commodity markets, gas prices moderated following Putin's comments that Russia is ready to help stabilize global energy markets. The dutch TTF reference declined by 7.1% to \$36.6/MMBtu.

Interest Rates (%)	10/6	10/5	Daily Change (basis points)	Weekly Change (basis points)	YTD (basis points)	YoY Change (basis points)
Eurozone						
ECB - Official Interest Rate (Refi)	0.00	0.00	0	0	0	0
Eonia	-0.48	-0.48	0	0	1	-1
Swap Eonia (10Y)	0.11	0.10	1	3	42	40
3 months (Euribor)	-0.55	-0.55	0	-1	-1	-4
12 months (Euribor)	-0.49	-0.49	0	0	1	-2
Germany - 2-Year Bond	-0.69	-0.70	0	-1	1	0
Germany - 10-Year Bond	-0.18	-0.19	1	3	39	31
France - 10-Year Bond	0.17	0.16	1	3	51	40
Spain - 10-Year Bond	0.47	0.46	1	3	42	23
Portugal - 10-Year Bond	0.37	0.36	1	3	34	14
Italy - 10-Year Bond	0.89	0.86	3	7	35	11
Risk premium - Spain (10Y)	65	65	0	0	4	-8
Risk premium - Portugal (10Y)	55	55	0	0	-5	-17
Risk premium - Italy (10Y)	107	105	3	4	-4	-20
US						
Fed - Upper Bound	0.25	0.25	0	0	0	0
3 months (Libor)	0.12	0.12	0	-1	-12	-11
12 months (Libor)	0.24	0.24	0	0	-10	-11
2-Year Bond	0.29	0.28	1	0	17	14
10-Year Bond	1.52	1.53	-1	0	61	73
Stock Markets						
	10/6	10/5	Daily Change (%)	Weekly Change (%)	YTD (%)	YoY Change (%)
CaixaBank	2.69	2.70	-0.7	-0.7	27.8	53.1
Ibex 35	8775	8927	-1.7	-1.2	8.7	27.0
PSI 20	5460	5534	-1.3	0.8	11.5	30.7
MIB	25606	25956	-1.3	-0.5	15.2	31.8
DAX	14973	15194	-1.5	-2.6	9.1	15.8
CAC 40	6493	6576	-1.3	-1.0	17.0	33.0
Eurostoxx50	4013	4065	-1.3	-1.7	12.9	24.1
FTSE 100	6996	7077	-1.1	-1.6	8.3	17.7
S&P 500	4364	4346	0.4	0.1	16.2	27.6
Nasdaq	14502	14434	0.5	-0.1	12.5	27.6
Nikkei 225	27529	27822	-1.1	-6.8	0.3	17.5
MSCI Emerging Index	1227	1237	-0.8	-1.9	-5.0	10.8
MSCI Emerging Asia	656	662	-0.8	-2.6	-8.0	6.1
MSCI Emerging Latin America	2197	2209	-0.5	-1.7	-10.4	18.5
Shanghai	3568	3568	0.0	0.9	2.7	10.9
VIX Index	21.00	21.30	-1.4	-6.9	-7.7	-25.2
Currencies						
	10/6	10/5	Daily Change (%)	Weekly Change (%)	YTD (%)	YoY Change (%)
EUR/USD	1.156	1.160	-0.4	-0.4	-5.4	-1.8
EUR/GBP	0.85	0.85	0.0	-1.5	-4.8	-6.6
EUR/CHF	1.07	1.08	-0.4	-1.1	-0.9	-0.7
USD/JPY	111.41	111.46	0.0	-0.5	7.9	5.1
USD/CNY	6.44	6.44	0.0	-0.4	-1.3	-5.1
USD/MXN	20.55	20.57	-0.1	0.2	3.2	-4.6
Commodities						
	10/6	10/5	Daily Change (%)	Weekly Change (%)	YTD (%)	YoY Change (%)
Global Commodities Index	101.6	103.9	-2.2	2.0	30.2	41.5
Brent (US\$/barrel)	81.1	82.6	-1.8	3.1	56.5	93.1
Dutch TTF Natural Gas (US\$/MMBtu)	36.6	39.5	-7.1	23.3	433.6	674.5
Gold (US\$/ounce)	1762.7	1760.2	0.1	2.1	-7.1	-6.6
Metal Index	283.5	285.9	-0.8	-1.0	22.6	40.8
Agricultural Index	380.7	381.4	-0.2	0.6	15.2	36.9

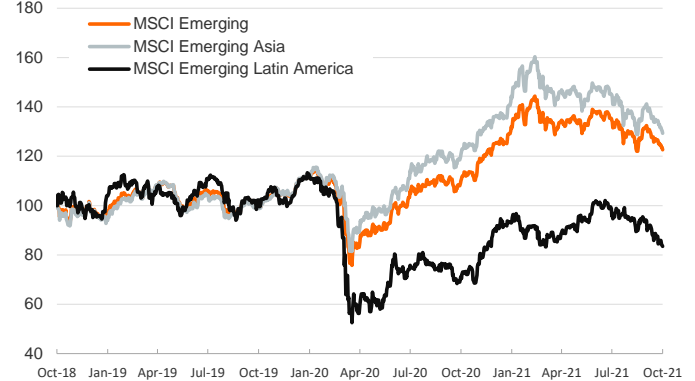
Main advanced stock markets

Index (100=Three years ago)



Emerging economies stock markets

Index (100=Three years ago)



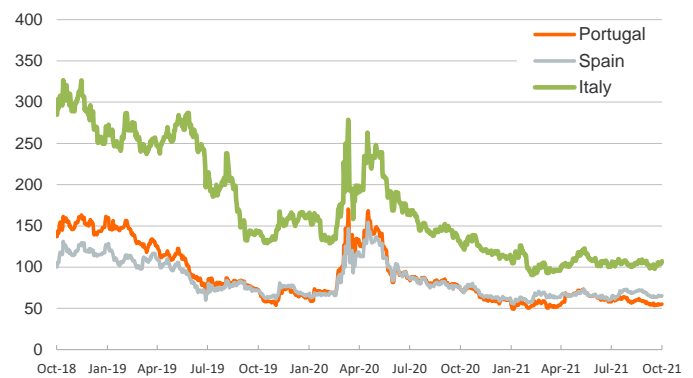
Yield on 10-year public debt: U.S. and Germany

(%)



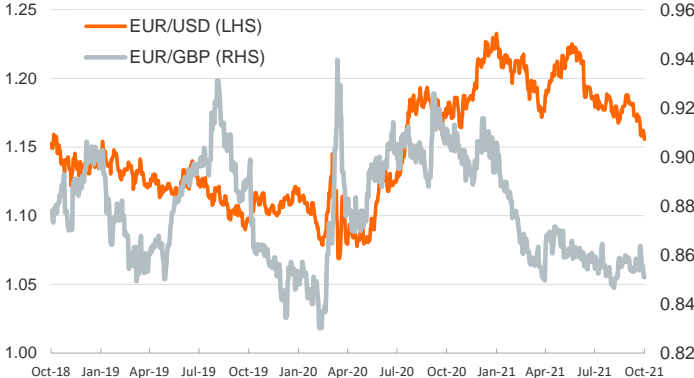
Risk Premium on 10-year debt: Italy, Spain and Portugal

(basis points)



Exchange rate: Advanced-economy currencies

(Dollars per euro)



Exchange rate: emerging economies index

(Index 100=Three years ago)



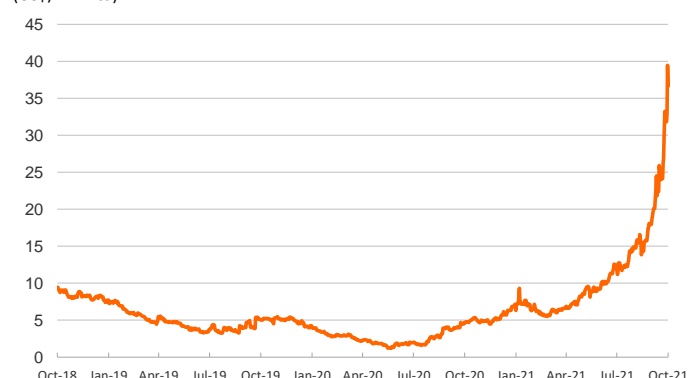
Brent oil price

(US\$/barrel)



Dutch TTF Natural gas price

(US\$/MMBtu)



Notice regarding publication of the Banco BPI "Daily Report".

Daily Report – Financial Markets is a publication of Banco BPI prepared by its Research and Economic Analysis Department that contains information and opinions that come from sources considered reliable, but Banco BPI does not guarantee the accuracy of the same and is not responsible for errors or omissions contained therein. This document has a purely informative purpose, for which reason Banco BPI is not responsible in any case for the use made of it. Opinions and estimates are specific to the area and may be subject to change without notice.