

- ▶ As it was broadly expected, Federal Reserve officials decided to raise interest rates for the second time this year. Official interest rates were raised by 25 basis points to 1.75%-2.00%. Official interest rate forecasts were also upgraded to a total of 4 hikes in 2018.
- ▶ Global stock markets remained relatively stable for a second consecutive day, with slight losses in the U.S. In sovereign bonds markets, yields declined in Europe, especially in peripheral countries.
- ▶ In Spain, the Consumer Price Index increased by 2.1 percent year-on-year in May, a strong increase compared to the 1.1 percent registered in April.
- ▶ Today, the Governing Council of the ECB will hold its monetary policy meeting.

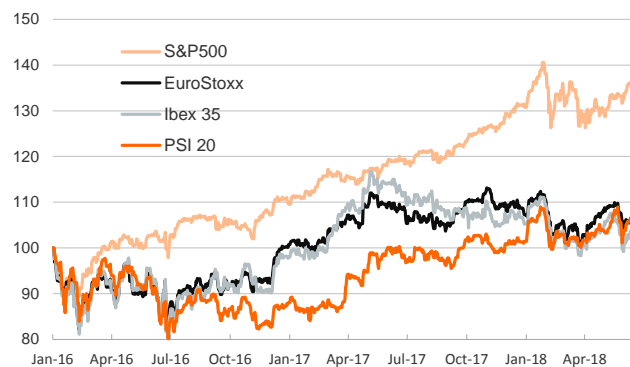
Interest Rates (%)	6/13	6/12	Daily Change (basis points)	Weekly Change (basis points)	YTD (basis points)	YoY Change (basis points)
Eurozone						
ECB - Official Interest Rate (Refi)	0.00	0.00	0	0	0	0
Eonia	-0.36	-0.36	0	-1	-2	0
Swap Eonia (10Y)	0.80	0.79	1	0	11	27
3 months (Euribor)	-0.32	-0.32	0	0	1	1
12 months (Euribor)	-0.18	-0.18	0	0	1	-3
Germany - 2-Year Bond	-0.59	-0.59	0	1	4	10
Germany - 10-Year Bond	0.48	0.49	-1	2	6	26
France - 10-Year Bond	0.84	0.88	-4	4	6	26
Italy - 10-Year Bond	2.80	2.84	-5	-13	79	86
Spain - 10-Year Bond	1.41	1.45	-4	-9	-16	3
Portugal - 10-Year Bond	1.95	1.99	-4	0	0	-90
Risk premium - Spain (10Y)	93	96	-3	-11	-21	-23
Risk premium - Portugal (10Y)	147	150	-3	-2	-5	-115
US						
Fed - Upper Bound	2.00	1.75	25	25	50	75
3 months (Libor)	2.34	2.34	0	2	65	109
12 months (Libor)	2.76	2.76	0	2	65	102
2-Year Bond	2.57	2.54	3	5	69	124
10-Year Bond	2.97	2.96	1	0	56	84
Stock Markets						
	6/13	6/12	Daily Change (%)	Weekly Change (%)	YTD (%)	YoY Change (%)
CaixaBank	3.93	3.96	-0.9	6.4	1.0	-2.1
BPI	1.45	1.45	0.0	0.0	23.6	36.8
Ibex 35	9899	9914	-0.2	1.1	-1.4	-8.1
PSI 20	5683	5663	0.4	1.2	5.5	6.9
MIB	22216	22120	0.4	1.9	1.7	6.0
DAX	12891	12842	0.4	0.5	-0.2	0.7
CAC 40	5453	5453	0.0	-0.1	2.6	4.0
Eurostoxx50	3480	3476	0.1	0.5	-0.7	-1.9
FTSE 100	7704	7704	0.0	-0.1	0.2	3.1
S&P 500	2776	2787	-0.4	0.1	3.8	13.9
Nasdaq	7696	7704	-0.1	0.1	11.5	24.2
Nikkei 225	22966	22878	0.4	1.5	0.9	15.5
MSCI Emerging Index	1136	1141	-0.4	-1.3	-2.0	12.0
Shanghai	3050	3080	-1.0	-2.1	-7.8	-2.6
VIX Index	13	12	4.9	11.2	17.2	21.6
Currencies						
	6/13	6/12	Daily Change (%)	Weekly Change (%)	YTD (%)	YoY Change (%)
EUR/USD	1.179	1.175	0.4	0.1	-1.8	5.1
EUR/GBP	0.88	0.88	0.4	0.4	-0.7	0.2
EUR/CHF	1.16	1.16	0.3	0.0	-0.7	6.7
USD/JPY	110.34	110.37	0.0	0.1	-2.1	0.7
USD/CNY	6.40	6.40	-0.1	0.1	-1.7	-5.8
USD/MXN	20.64	20.72	-0.4	1.7	5.0	15.2
Commodities						
	6/13	6/12	Daily Change (%)	Weekly Change (%)	YTD (%)	YoY Change (%)
Global Commodities Index	90.0	89.9	0.1	0.2	2.0	11.2
Brent (US\$/barrel)	76.7	75.9	1.1	1.8	14.8	63.3
Gold (US\$/ounce)	1299.3	1296.0	0.3	0.2	-0.3	3.1
Metal Index	236.2	235.4	0.3	-0.7	2.6	31.7
Agricultural Index	266.2	268.1	-0.7	0.0	4.4	2.8

Note (*): one more day for Asian stock markets

Selected Time Series

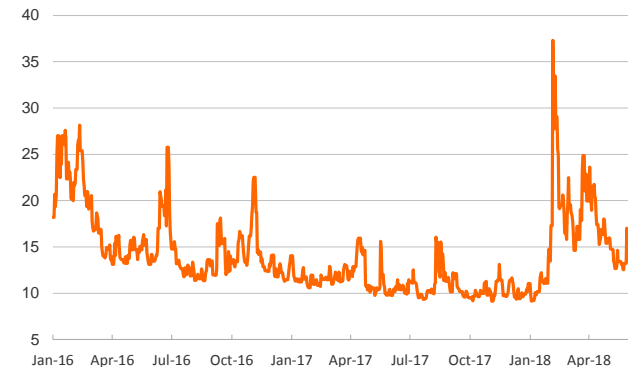
Main advanced stock markets

Index (100=January 2016)



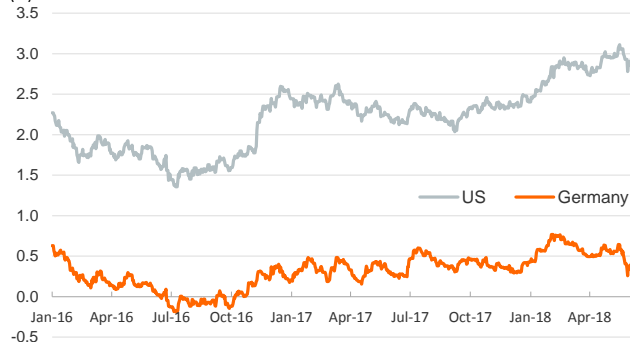
Implied volatility on US stock markets

VIX Index



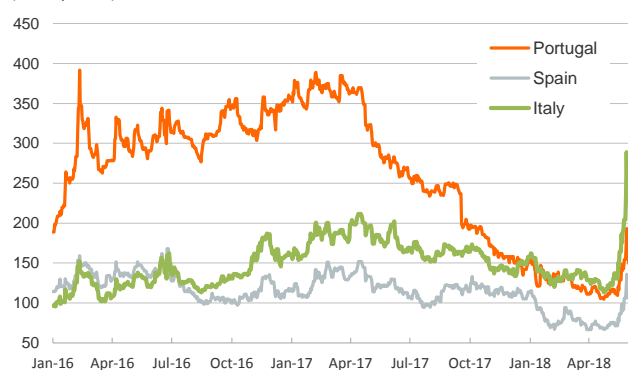
Yield on 10-year public debt: U.S. and Germany

(%)



Risk Premium on 10-year debt: Italy, Spain and Portugal

(basis points)



Exchange rate: EUR/USD

(Dollars per euro)



Brent oil price

(US\$/barrel)



Notice regarding publication of the Banco BPI "Daily Report".

Daily Report – Financial Markets is a publication of Banco BPI prepared by its Research and Economic Analysis Department that contains information and opinions that come from sources considered reliable, but Banco BPI does not guarantee the accuracy of the same and is not responsible for errors or omissions contained therein. This document has a purely informative purpose, for which reason Banco BPI is not responsible in any case for the use made of it. Opinions and estimates are specific to the area and may be subject to change without notice.