

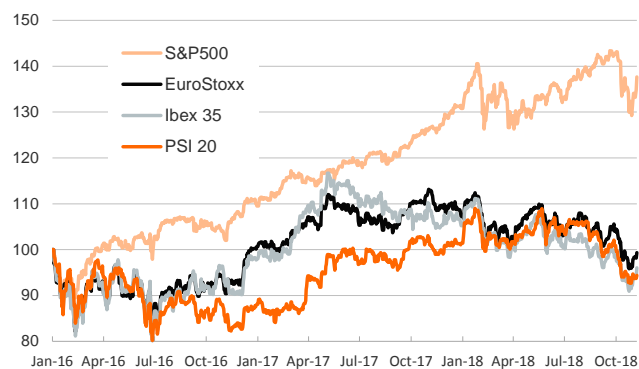
- ▶ Advanced-economy stocks rallied and the main U.S. and euro area indices rose around 2% and 1%, respectively. In emerging markets, stocks rose more moderately and Latin American equities underperformed their Asian counterparts.
- ▶ In fixed-income markets, U.S. and German sovereign yields nudged up while euro area peripheral spreads exhibited a mixed performance.
- ▶ In FX markets, the euro fluctuated around \$1.14 and most EM currencies strengthened against the U.S. dollar.
- ▶ In oil markets, the barrel of Brent fluctuated around \$72. According to the U.S. Department of Energy's weekly release, U.S. crude oil inventories increased by 5.8 million barrels in the week ending on November 2 and continued to move along the upward trend seen since mid-September.
- ▶ Today, the focus will be on the outcome of the Fed's monetary policy meeting. See what to expect [here](#).

Interest Rates (%)	11/7	11/6	Daily Change (basis points)	Weekly Change (basis points)	YTD (basis points)	YoY Change (basis points)
Eurozone						
ECB - Official Interest Rate (Refi)	0.00	0.00	0	0	0	0
Eonia	-0.36	-0.36	0	-2	-2	-1
Swap Eonia (10Y)	0.83	0.81	2	5	14	22
3 months (Euribor)	-0.32	-0.32	0	0	1	1
12 months (Euribor)	-0.15	-0.15	0	0	4	4
Germany - 2-Year Bond	-0.59	-0.60	2	3	4	18
Germany - 10-Year Bond	0.45	0.43	1	6	2	12
France - 10-Year Bond	0.81	0.80	1	6	3	12
Spain - 10-Year Bond	1.60	1.58	2	5	3	12
Portugal - 10-Year Bond	1.93	1.90	3	6	-1	-8
Italy - 10-Year Bond	3.33	3.39	-6	-9	133	159
Risk premium - Spain (10Y)	116	115	0	-1	2	0
Risk premium - Portugal (10Y)	148	146	2	-1	-3	-20
Risk premium - Italy (10Y)	289	296	-7	-15	131	147
US						
Fed - Upper Bound	2.25	2.25	0	0	75	100
3 months (Libor)	2.59	2.59	0	3	90	118
12 months (Libor)	3.12	3.12	0	4	101	125
2-Year Bond	2.96	2.93	3	9	108	131
10-Year Bond	3.24	3.23	1	10	83	91
Stock Markets	11/7	11/6	Daily Change (%)	Weekly Change (%)	YTD (%)	YoY Change (%)
CaixaBank	3.72	3.57	4.4	3.9	-4.3	-6.4
Ibex 35	9168	8989	2.0	3.1	-8.7	-10.4
PSI 20	5015	4978	0.8	-0.3	-6.9	-5.9
MIB	19541	19268	1.4	2.6	-10.6	-14.4
DAX	11579	11484	0.8	1.1	-10.4	-13.5
CAC 40	5138	5075	1.2	0.9	-3.3	-6.1
Eurostoxx50	3246	3207	1.2	1.5	-7.4	-11.2
FTSE 100	7117	7041	1.1	-0.2	-7.4	-5.5
S&P 500	2814	2755	2.1	3.8	5.2	8.5
Nasdaq	7571	7376	2.6	3.6	9.7	11.5
Nikkei 225	22086	22148	-0.3	0.8	-3.0	-3.6
MSCI Emerging Index	998	992	0.6	4.4	-13.9	-12.1
MSCI Emerging Asia	498	495	0.5	4.1	-15.2	-14.2
MSCI Emerging Latin America	2720	2729	-0.4	2.1	-3.8	-3.6
Shanghai	2641	2659	-0.7	1.5	-20.1	-22.7
VIX Index	16.36	19.91	-17.8	-22.9	48.2	67.3
Currencies	11/7	11/6	Daily Change (%)	Weekly Change (%)	YTD (%)	YoY Change (%)
EUR/USD	1.143	1.143	0.0	1.0	-4.8	-1.5
EUR/GBP	0.87	0.87	-0.2	-1.8	-2.0	-1.5
EUR/CHF	1.15	1.15	0.0	0.4	-2.1	-1.2
USD/JPY	113.52	113.43	0.1	0.5	0.7	-0.3
USD/CNY	6.92	6.92	0.0	-0.8	6.4	4.4
USD/MXN	19.87	19.72	0.7	-2.3	1.1	4.1
Commodities	11/7	11/6	Daily Change (%)	Weekly Change (%)	YTD (%)	YoY Change (%)
Global Commodities Index	83.7	83.7	0.1	0.6	-5.0	-4.5
Brent (US\$/barrel)	72.1	72.1	-0.1	-4.5	7.8	13.5
Gold (US\$/ounce)	1226.5	1227.2	-0.1	1.0	-5.9	-4.3
Metal Index	193.7	192.6	0.6	2.1	-15.8	-11.2
Agricultural Index	251.0	251.0	0.0	1.8	-1.5	-2.2

Note (*): one more day for Asian stock markets

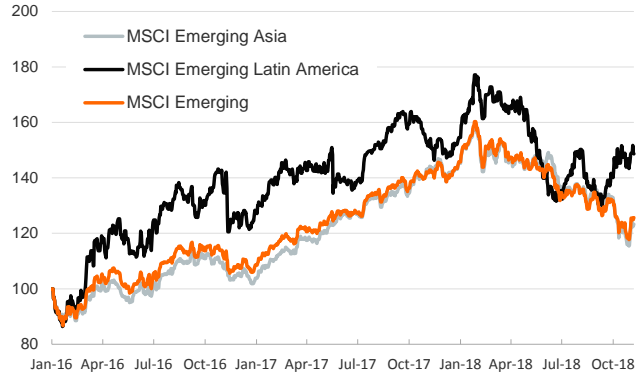
Main advanced stock markets

Index (100=January 2016)



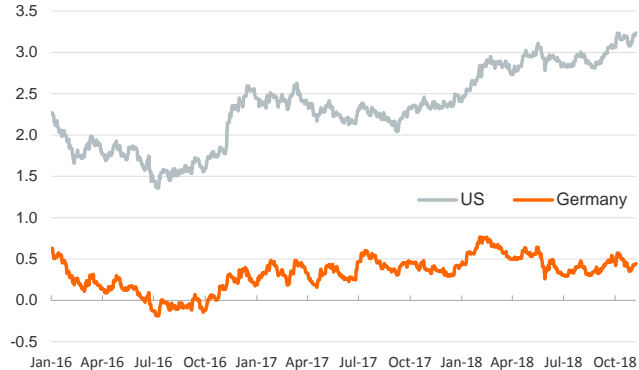
Emerging economies stock markets

Index (100=January 2016)



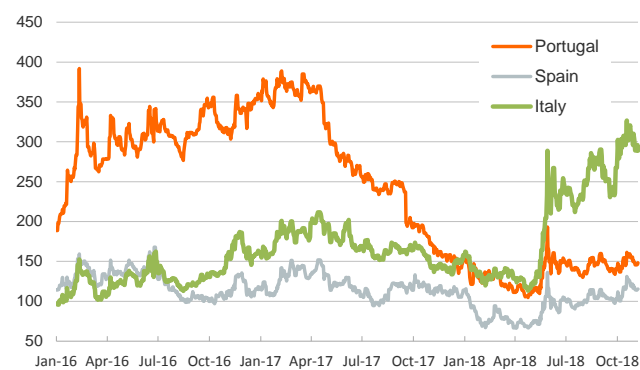
Yield on 10-year public debt: U.S. and Germany

(%)



Risk Premium on 10-year debt: Italy, Spain and Portugal

(basis points)



Exchange rate: EUR/USD

(Dollars per euro)



Exchange rate: emerging economies index

(Index (100= January 2016))



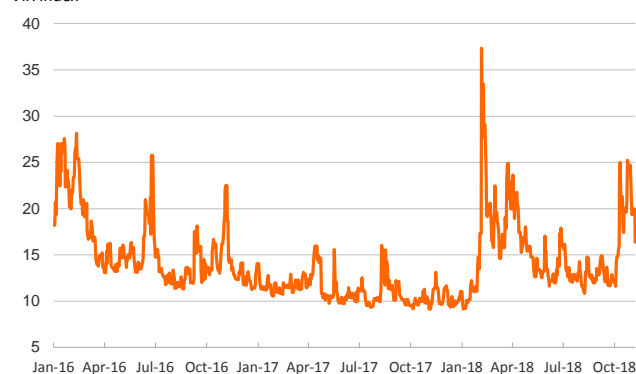
Brent oil price

(US\$/barrel)



Implied volatility on US stock markets

VIX Index



Notice regarding publication of the Banco BPI "Daily Report".

Daily Report – Financial Markets is a publication of Banco BPI prepared by its Research and Economic Analysis Department that contains information and opinions that come from sources considered reliable, but Banco BPI does not guarantee the accuracy of the same and is not responsible for errors or omissions contained therein. This document has a purely informative purpose, for which reason Banco BPI is not responsible in any case for the use made of it. Opinions and estimates are specific to the area and may be subject to change without notice.