

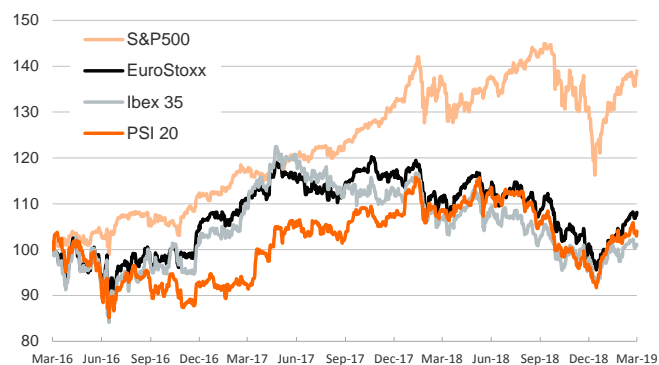
- ▶ Advanced-economy stocks rose across the board as investors found support on positive indicators both in the U.S. (a solid +0.8% mom increase in capital goods orders in January and muted price pressures according to the producer price index, which rose +0.1% mom in February) and the Eurozone (industrial production +1.4% mom in January).
- ▶ Yet, sovereign yields remained subdued both in the U.S. and the main euro area countries.
- ▶ In FX markets, the GBP rallied as the U.K. parliament voted to reject a no-deal brexit (312-308). Today MPs will vote on whether the government should ask the EU for an extension to the March 29 brexit deadline.
- ▶ Oil prices rose on the back of the weekly report released by the U.S. Department of Energy, which showed that U.S. crude oil inventories had declined by 3.9 million barrels in the week ending on March 8.

Interest Rates (%)	3/13	3/12	Daily Change (basis points)	Weekly Change (basis points)	YTD (basis points)	YoY Change (basis points)
<b>Eurozone</b>						
ECB - Official Interest Rate (Refi)	0.00	0.00	0	0	0	0
Eonia	-0.37	-0.37	0	0	-1	0
Swap Eonia (10Y)	0.44	0.41	3	-4	-22	-39
3 months (Euribor)	-0.31	-0.31	0	0	0	2
12 months (Euribor)	-0.11	-0.11	0	0	1	8
Germany - 2-Year Bond	-0.55	-0.54	0	-3	6	3
Germany - 10-Year Bond	0.07	0.06	1	-6	-18	-53
France - 10-Year Bond	0.46	0.47	-1	-5	-24	-37
Spain - 10-Year Bond	1.19	1.17	2	8	-23	-21
Portugal - 10-Year Bond	1.34	1.34	1	-8	-38	-46
Italy - 10-Year Bond	2.55	2.54	1	-4	-19	54
Risk premium - Spain (10Y)	112	112	1	14	-5	32
Risk premium - Portugal (10Y)	128	128	0	-2	-20	7
Risk premium - Italy (10Y)	248	248	0	2	-1	107
<b>US</b>						
Fed - Upper Bound	2.50	2.50	0	0	0	100
3 months (Libor)	2.59	2.59	0	0	-22	45
12 months (Libor)	2.87	2.87	0	-2	-14	28
2-Year Bond	2.46	2.45	1	-6	-3	20
10-Year Bond	2.62	2.60	2	-7	-6	-20
<b>Stock Markets</b>						
	3/13	3/12	Daily Change (%)	Weekly Change (%)	YTD (%)	YoY Change (%)
CaixaBank	2.96	2.93	1.1	-4.8	-6.4	-22.8
Ibex 35	9193	9162	0.3	-1.1	7.6	-5.1
PSI 20	5206	5152	1.1	-1.7	10.0	-3.9
MIB	20749	20631	0.6	-0.5	13.2	-7.6
DAX	11572	11524	0.4	-0.1	9.6	-5.4
CAC 40	5306	5270	0.7	0.3	12.2	1.4
Eurostoxx50	3323	3304	0.6	0.0	10.7	-2.0
FTSE 100	7159	7151	0.1	-0.5	6.4	0.4
S&P 500	2811	2792	0.7	1.4	12.1	2.2
Nasdaq	7643	7591	0.7	1.8	15.2	2.0
Nikkei 225	21290	21504	-1.0	-1.4	6.4	-2.2
MSCI Emerging Index	1050	1052	-0.1	-0.5	8.8	-13.8
MSCI Emerging Asia	531	532	-0.2	-0.8	9.4	-13.7
MSCI Emerging Latin America	2832	2814	0.7	2.8	10.4	-8.6
Shanghai	3027	3060	-1.1	-2.4	21.4	-8.0
VIX Index	13.41	13.77	-2.6	-14.8	-47.2	-22.2
<b>Currencies</b>						
	3/13	3/12	Daily Change (%)	Weekly Change (%)	YTD (%)	YoY Change (%)
EUR/USD	1.133	1.129	0.3	0.2	-1.2	-8.4
EUR/GBP	0.85	0.86	-1.6	-1.1	-5.5	-4.1
EUR/CHF	1.14	1.14	0.0	0.1	1.0	-2.7
USD/JPY	111.17	111.36	-0.2	-0.5	1.3	4.6
USD/CNY	6.71	6.71	0.0	-0.1	-2.5	6.2
USD/MXN	19.28	19.35	-0.3	-0.4	-1.9	3.8
<b>Commodities</b>						
	3/13	3/12	Daily Change (%)	Weekly Change (%)	YTD (%)	YoY Change (%)
Global Commodities Index	81.5	80.9	0.8	1.0	6.3	-7.0
Brent (US\$/barrel)	67.6	66.7	1.3	2.4	25.6	4.1
Gold (US\$/ounce)	1309.2	1301.6	0.6	1.8	2.1	-1.2
Metal Index	205.6	204.2	0.7	0.6	12.0	-7.7
Agricultural Index	242.7	242.1	0.2	-0.2	-1.2	-9.8

Note (\*): one more day for Asian stock markets

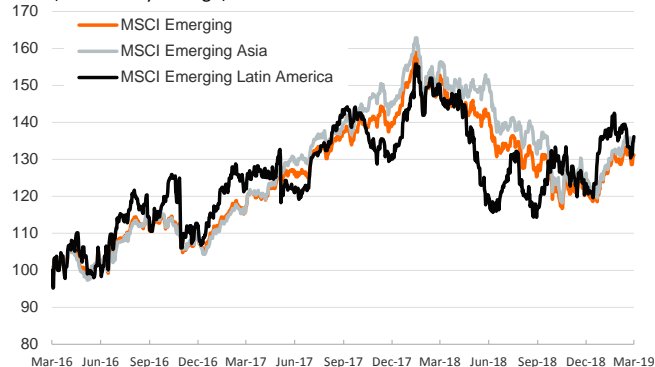
## Main advanced stock markets

Index (100=Three years ago)



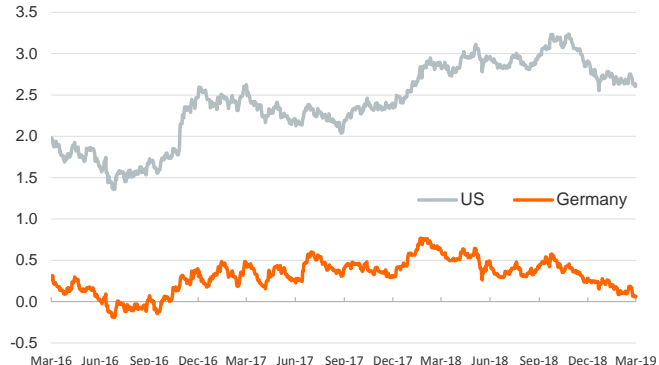
## Emerging economies stock markets

Index (100=Three years ago)



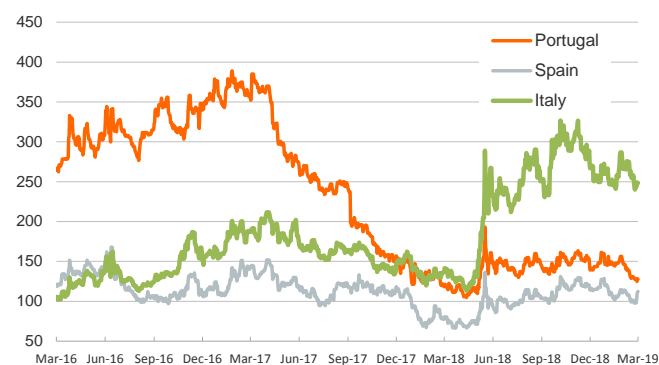
## Yield on 10-year public debt: U.S. and Germany

(%)



## Risk Premium on 10-year debt: Italy, Spain and Portugal

(basis points)



## Exchange rate: EUR/USD

(Dollars per euro)



## Exchange rate: emerging economies index

Index (100=Three years ago)



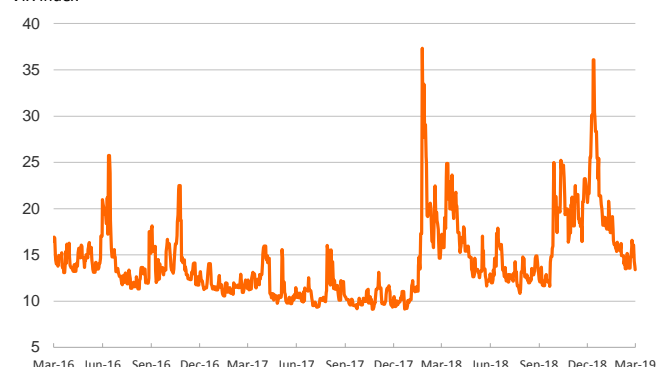
## Brent oil price

(US\$/barrel)



## Implied volatility on US stock markets

VIX Index



Notice regarding publication of the Banco BPI "Daily Report".

Daily Report – Financial Markets is a publication of Banco BPI prepared by its Research and Economic Analysis Department that contains information and opinions that come from sources considered reliable, but Banco BPI does not guarantee the accuracy of the same and is not responsible for errors or omissions contained therein. This document has a purely informative purpose, for which reason Banco BPI is not responsible in any case for the use made of it. Opinions and estimates are specific to the area and may be subject to change without notice.