

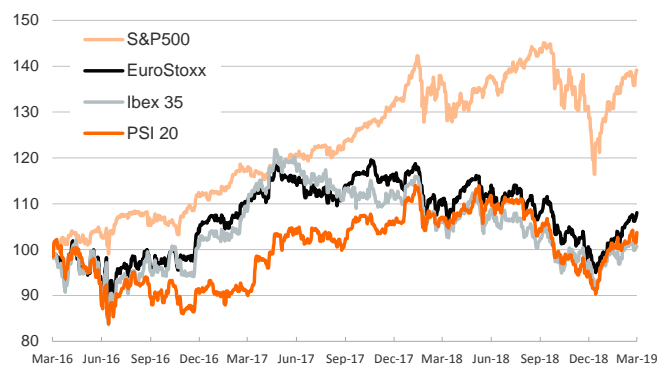
- ▶ Global stock markets were mixed as news that Presidents Donald Trump and Xi Jinping won't be meeting at least until next month weighed on sentiment.
- ▶ In the last in a series of brexit votes this week, the UK parliament voted overwhelmingly to ask the EU for a delay to the March 29 brexit date (412-202). Another vote on the government's exit deal is likely next week.
- ▶ In Germany, the Ifo institute slashed its 2019 growth forecasts for the German economy from 1.1% to 0.6% while the DIW institute lowered its 2019 forecasts from 1.8% to 1.0%.
- ▶ The Bank of Japan left its monetary policy unchanged (short-term rate at -0.1% and a 0%-target for the 10-year sovereign yield) while downgrading its economic outlook for Japan –mostly due to a weakening in external demand.
- ▶ Today Italy and Portugal will see their sovereign ratings reviewed by Moody's and S&P, respectively.

Interest Rates (%)	3/14	3/13	Daily Change (basis points)	Weekly Change (basis points)	YTD (basis points)	YoY Change (basis points)
Eurozone						
ECB - Official Interest Rate (Refi)	0.00	0.00	0	0	0	0
Eonia	-0.37	-0.37	0	0	-1	0
Swap Eonia (10Y)	0.43	0.44	-1	1	-23	-38
3 months (Euribor)	-0.31	-0.31	0	0	0	2
12 months (Euribor)	-0.11	-0.11	0	0	1	8
Germany - 2-Year Bond	-0.54	-0.55	1	1	7	4
Germany - 10-Year Bond	0.09	0.07	2	2	-16	-49
France - 10-Year Bond	0.47	0.46	0	5	-24	-35
Spain - 10-Year Bond	1.19	1.19	0	15	-23	-19
Portugal - 10-Year Bond	1.33	1.34	-1	-1	-39	-46
Italy - 10-Year Bond	2.50	2.55	-5	3	-24	52
Risk premium - Spain (10Y)	111	112	-2	13	-7	30
Risk premium - Portugal (10Y)	125	128	-3	-3	-23	3
Risk premium - Italy (10Y)	241	248	-7	1	-8	101
US						
Fed - Upper Bound	2.50	2.50	0	0	0	100
3 months (Libor)	2.61	2.61	0	1	-20	43
12 months (Libor)	2.86	2.86	0	-2	-15	26
2-Year Bond	2.46	2.46	0	-1	-3	18
10-Year Bond	2.63	2.62	1	-1	-5	-20
Stock Markets						
	3/14	3/13	Daily Change (%)	Weekly Change (%)	YTD (%)	YoY Change (%)
CaixaBank	2.96	2.96	-0.1	-1.1	-6.6	-22.5
Ibex 35	9210	9193	0.2	-0.4	7.8	-4.9
PSI 20	5272	5206	1.3	0.6	11.4	-3.1
MIB	20877	20749	0.6	0.9	13.9	-8.1
DAX	11587	11572	0.1	0.6	9.7	-6.1
CAC 40	5350	5306	0.8	1.6	13.1	1.6
Eurostoxx50	3342	3323	0.6	1.0	11.3	-2.1
FTSE 100	7185	7159	0.4	0.4	6.8	0.6
S&P 500	2808	2811	-0.1	2.2	12.0	2.2
Nasdaq	7631	7643	-0.2	2.8	15.0	2.0
Nikkei 225	21287	21290	0.0	-0.8	6.4	-2.4
MSCI Emerging Index	1048	1050	-0.2	0.4	8.5	-13.8
MSCI Emerging Asia	530	531	-0.2	-0.1	9.2	-14.0
MSCI Emerging Latin America	2820	2832	-0.5	3.9	9.9	-7.5
Shanghai	2991	3027	-1.2	-3.7	19.9	-9.1
VIX Index	13.50	13.41	0.7	-18.6	-46.9	-18.6
Currencies						
	3/14	3/13	Daily Change (%)	Weekly Change (%)	YTD (%)	YoY Change (%)
EUR/USD	1.130	1.133	-0.2	1.0	-1.4	-8.1
EUR/GBP	0.85	0.85	0.5	-0.2	-5.0	-3.3
EUR/CHF	1.13	1.14	-0.2	0.2	0.8	-3.1
USD/JPY	111.70	111.17	0.5	0.1	1.8	5.0
USD/CNY	6.72	6.71	0.2	0.1	-2.3	6.3
USD/MXN	19.32	19.28	0.2	-1.2	-1.7	3.3
Commodities						
	3/14	3/13	Daily Change (%)	Weekly Change (%)	YTD (%)	YoY Change (%)
Global Commodities Index	81.3	81.5	-0.2	1.0	6.0	-6.8
Brent (US\$/barrel)	67.2	67.6	-0.5	1.4	25.0	3.2
Gold (US\$/ounce)	1296.2	1309.2	-1.0	0.8	1.1	-1.5
Metal Index	203.1	205.6	-1.2	0.4	10.6	-8.2
Agricultural Index	242.9	242.7	0.1	0.9	-1.1	-9.4

Note (*): one more day for Asian stock markets

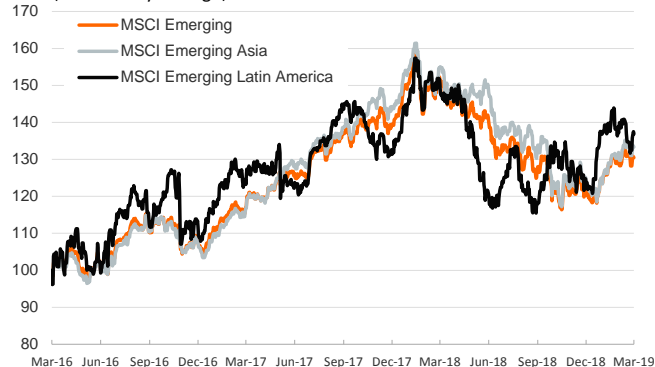
Main advanced stock markets

Index (100=Three years ago)



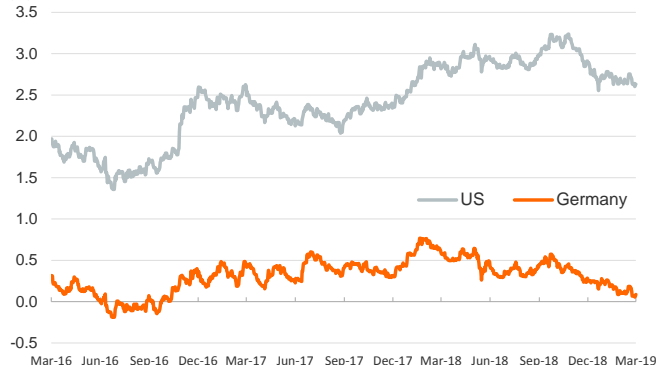
Emerging economies stock markets

Index (100=Three years ago)



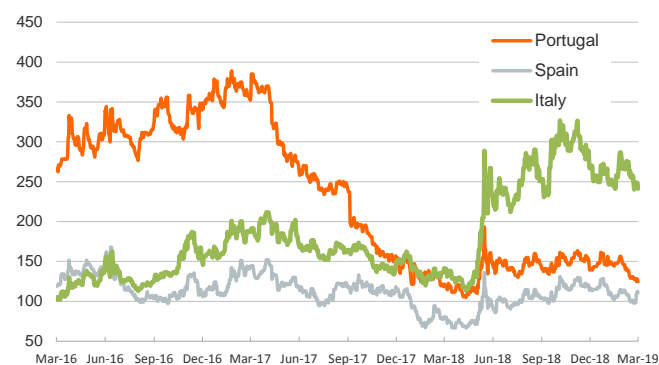
Yield on 10-year public debt: U.S. and Germany

(%)



Risk Premium on 10-year debt: Italy, Spain and Portugal

(basis points)



Exchange rate: EUR/USD

(Dollars per euro)



Exchange rate: emerging economies index

Index (100=Three years ago)



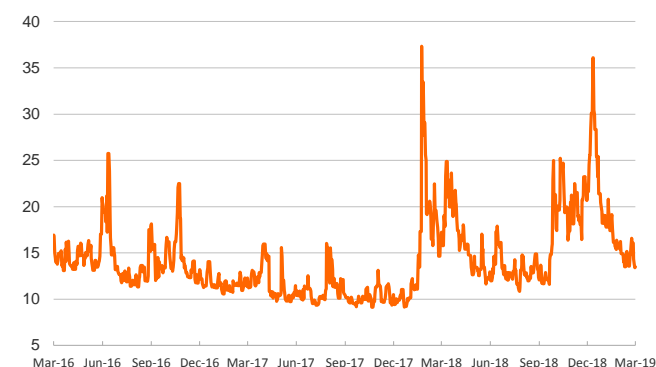
Brent oil price

(US\$/barrel)



Implied volatility on US stock markets

VIX Index



Notice regarding publication of the Banco BPI "Daily Report".

Daily Report – Financial Markets is a publication of Banco BPI prepared by its Research and Economic Analysis Department that contains information and opinions that come from sources considered reliable, but Banco BPI does not guarantee the accuracy of the same and is not responsible for errors or omissions contained therein. This document has a purely informative purpose, for which reason Banco BPI is not responsible in any case for the use made of it. Opinions and estimates are specific to the area and may be subject to change without notice.