

- ▶ In the last session of the week, investors traded cautiously as they awaited for what was expected to be a key vote in the U.K. on Saturday. In this context, stocks edged down across the board, yields on sovereign bonds rose in the euro area and declined in the U.S. In FX markets, the GBP strengthened and the euro appreciated against the U.S. dollar.
- ▶ On Saturday, Boris Johnson could not obtain a majority in the U.K. parliament to pass a brexit deal. Instead, MPs forced the Prime Minister to ask for an extension of the Article 50 which has already been sent to Brussels.
- ▶ In China, GDP growth in Q3 ticked down to 6.0% yoy (6.2% in the previous quarter). This figure was hit by the uncertainty on trade tensions and it is the lowest in almost 30 years.
- ▶ This week the focus will be on October composite flash PMI figures in the euro area and on the ECB monetary policy decision (both on Thursday).

Interest Rates (%)	10/18	10/17	Daily Change (basis points)	Weekly Change (basis points)	YTD (basis points)	YoY Change (basis points)
Eurozone						
ECB - Official Interest Rate (Refi)	0.00	0.00	0	0	0	0
Eonia	-0.46	-0.46	0	0	-11	-9
Swap Eonia (10Y)	-0.12	-0.16	4	8	-78	-97
3 months (Euribor)	-0.41	-0.41	0	1	-10	-9
12 months (Euribor)	-0.30	-0.29	0	1	-18	-14
Germany - 2-Year Bond	-0.66	-0.67	1	6	-5	-10
Germany - 10-Year Bond	-0.38	-0.41	3	6	-62	-87
France - 10-Year Bond	-0.08	-0.12	4	5	-78	-92
Spain - 10-Year Bond	0.25	0.23	2	1	-117	-140
Portugal - 10-Year Bond	0.20	0.18	2	0	-152	-174
Italy - 10-Year Bond	0.93	0.89	4	-1	-181	-253
Risk premium - Spain (10Y)	63	63	-1	-5	-55	-53
Risk premium - Portugal (10Y)	58	59	0	-6	-90	-87
Risk premium - Italy (10Y)	131	130	1	-7	-119	-165

US

Fed - Upper Bound	2.00	2.00	0	0	-50	-25
3 months (Libor)	1.95	1.97	-2	-5	-86	-49
12 months (Libor)	1.99	1.99	0	3	-102	-98
2-Year Bond	1.57	1.60	-3	-2	-92	-130
10-Year Bond	1.75	1.75	0	2	-93	-141

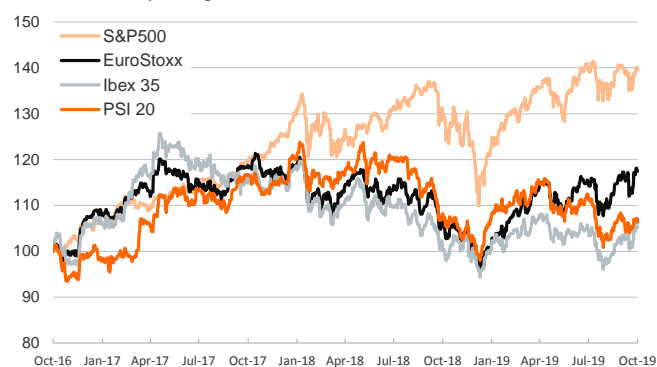
Stock Markets	10/18	10/17	Daily Change (%)	Weekly Change (%)	YTD (%)	YoY Change (%)
CaixaBank	2.56	2.58	-0.4	1.2	-19.0	-33.6
Ibex 35	9330	9340	-0.1	0.6	9.2	2.8
PSI 20	4977	5014	-0.7	-0.5	5.2	-1.3
MIB	22322	22376	-0.2	0.7	21.8	13.2
DAX	12634	12655	-0.2	1.0	19.6	7.3
CAC 40	5636	5673	-0.6	-0.5	19.1	9.0
Eurostoxx50	3579	3589	-0.3	0.3	19.3	9.9
FTSE 100	7151	7182	-0.4	-1.3	6.3	1.3
S&P 500	2986	2998	-0.4	0.5	19.1	6.3
Nasdaq	8090	8157	-0.8	0.4	21.9	5.8
Nikkei 225	22493	22452	0.2	3.2	12.4	-0.3
MSCI Emerging Index	1024	1028	-0.4	1.2	6.0	4.0
MSCI Emerging Asia	518	520	-0.5	1.4	6.6	5.5
MSCI Emerging Latin America	2711	2720	-0.3	0.3	5.7	-2.3
Shanghai	2938	2977	-1.3	-1.2	17.8	15.4
VIX Index	14.25	13.79	3.3	-8.5	-43.9	-19.1

Currencies	10/18	10/17	Daily Change (%)	Weekly Change (%)	YTD (%)	YoY Change (%)
EUR/USD	1.117	1.113	0.4	1.1	-2.6	-3.5
EUR/GBP	0.86	0.86	-0.2	-1.3	-4.2	-1.9
EUR/CHF	1.10	1.10	0.0	-0.1	-2.3	-4.1
USD/JPY	108.45	108.66	-0.2	0.1	-1.1	-3.4
USD/CNY	7.08	7.08	0.1	-0.1	3.0	2.5
USD/MXN	19.10	19.20	-0.5	-1.1	-2.8	1.9

Commodities	10/18	10/17	Daily Change (%)	Weekly Change (%)	YTD (%)	YoY Change (%)
Global Commodities Index	78.7	78.6	0.1	-0.2	2.5	-9.6
Brent (US\$/barrel)	59.4	59.9	-0.8	-1.8	10.4	-27.0
Gold (US\$/ounce)	1489.9	1491.9	-0.1	0.1	16.2	21.6
Metal Index	195.4	193.8	0.8	-1.1	6.4	-2.2
Agricultural Index	251.7	250.8	0.4	0.5	2.5	-2.0

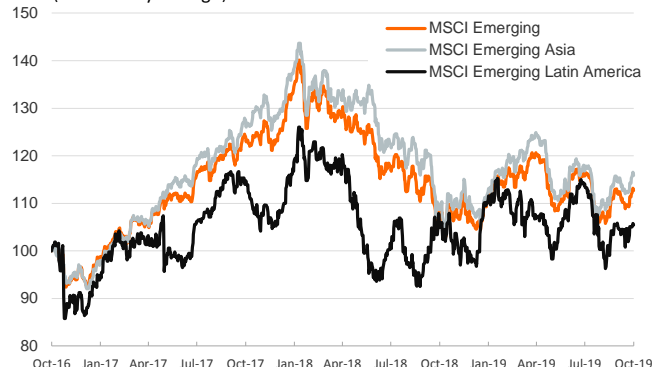
Main advanced stock markets

Index (100=Three years ago)



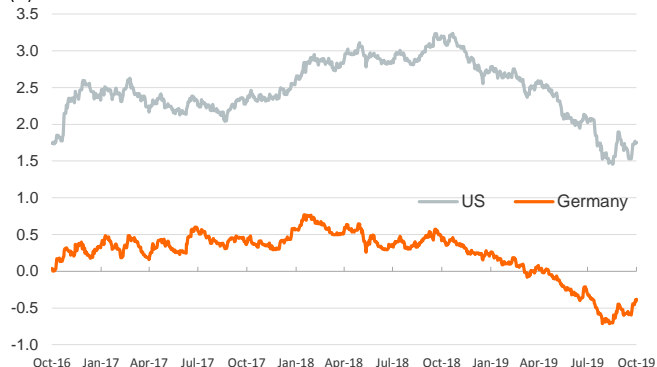
Emerging economies stock markets

Index (100=Three years ago)



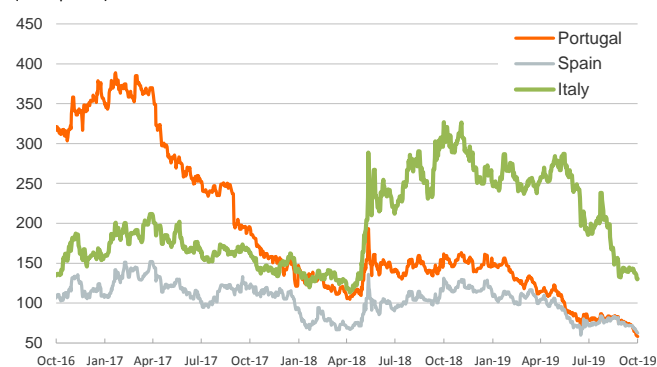
Yield on 10-year public debt: U.S. and Germany

(%)



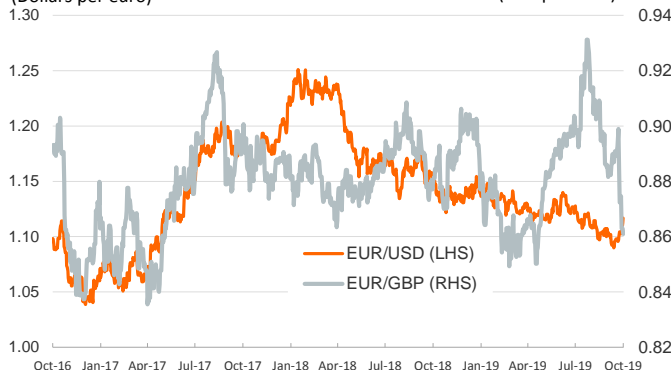
Risk Premium on 10-year debt: Italy, Spain and Portugal

(basis points)



Exchange rate: Advanced-economy currencies

(Dollars per euro)



Exchange rate: emerging economies index

(Index 100=Three years ago)



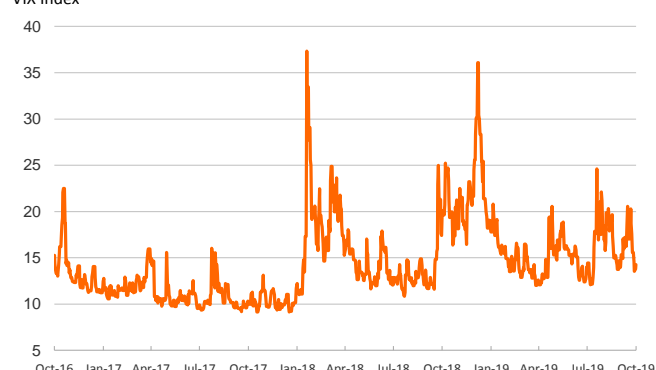
Brent oil price

(US\$/barrel)



Implied volatility on US stock markets

VIX Index



Notice regarding publication of the Banco BPI "Daily Report".

Daily Report – Financial Markets is a publication of Banco BPI prepared by its Research and Economic Analysis Department that contains information and opinions that come from sources considered reliable, but Banco BPI does not guarantee the accuracy of the same and is not responsible for errors or omissions contained therein. This document has a purely informative purpose, for which reason Banco BPI is not responsible in any case for the use made of it. Opinions and estimates are specific to the area and may be subject to change without notice.