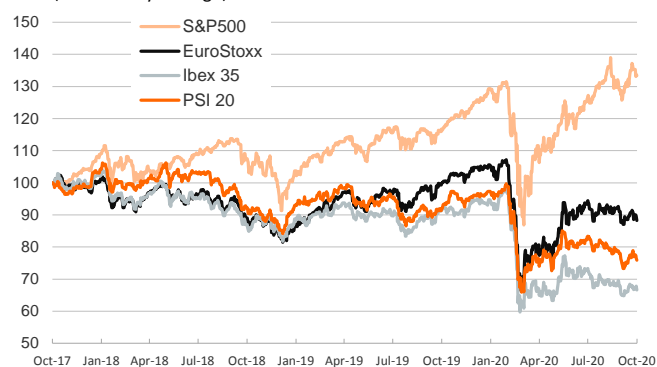


- ▶ Yesterday's trading session was mixed and investor sentiment was dominated by news of Brexit negotiations resuming and the prospects of further fiscal stimulus in the U.S.
- ▶ The Sterling pound gained against its peers yesterday and reached its strongest level in six weeks. Officials stated they were returning to the table for intensified negotiations with the EU after PM Boris Johnson broke them off last week.
- ▶ In the U.S., stocks slipped and Treasuries edged higher as Democrats and Republicans headed into their latest talks about an additional relief package to help U.S. businesses and households. 10-year yields on Treasuries reached 0.82%, around their highest levels since early June.
- ▶ In Europe, the Eurostoxx50 fell 1.5%, while yields on Italian bonds rose as Italy announced the issuance of a new 30-year BTP bond for today.

Interest Rates (%)	10/21	10/20	Daily Change (basis points)	Weekly Change (basis points)	YTD (basis points)	YoY Change (basis points)
Eurozone						
ECB - Official Interest Rate (Refi)	0.00	0.00	0	0	0	0
Eonia	-0.47	-0.47	0	0	-2	-1
Swap Eonia (10Y)	-0.33	-0.34	1	2	-36	-19
3 months (Euribor)	-0.51	-0.51	0	0	-12	-10
12 months (Euribor)	-0.47	-0.47	0	0	-22	-19
Germany - 2-Year Bond	-0.77	-0.78	1	-3	-17	-12
Germany - 10-Year Bond	-0.59	-0.61	2	-1	-40	-22
France - 10-Year Bond	-0.31	-0.33	2	0	-43	-25
Spain - 10-Year Bond	0.20	0.18	2	7	-26	-6
Portugal - 10-Year Bond	0.18	0.16	2	5	-26	-3
Italy - 10-Year Bond	0.78	0.73	5	12	-63	-14
Risk premium - Spain (10Y)	79	79	0	8	14	16
Risk premium - Portugal (10Y)	77	77	0	6	15	19
Risk premium - Italy (10Y)	137	133	4	13	-23	8
US						
Fed - Upper Bound	0.25	0.25	0	0	-150	-175
3 months (Libor)	0.22	0.22	0	-1	-169	-172
12 months (Libor)	0.34	0.34	0	0	-166	-163
2-Year Bond	0.15	0.14	1	1	-142	-144
10-Year Bond	0.82	0.79	3	9	-110	-94
Stock Markets						
	10/21	10/20	Daily Change (%)	Weekly Change (%)	YTD (%)	YoY Change (%)
CaixaBank	1.68	1.70	-1.2	1.3	-39.9	-34.4
Ibex 35	6812	6927	-1.7	-1.5	-28.7	-27.4
PSI 20	4139	4171	-0.8	-3.7	-20.6	-17.5
MIB	19086	19482	-2.0	-2.7	-18.8	-15.1
DAX	12558	12737	-1.4	-3.6	-5.2	-1.5
CAC 40	4854	4929	-1.5	-1.8	-18.8	-14.2
Eurostoxx50	3181	3228	-1.5	-2.8	-15.1	-11.8
FTSE 100	5777	5889	-1.9	-2.7	-23.4	-19.9
S&P 500	3436	3443	-0.2	-1.5	6.3	14.7
Nasdaq	11485	11516	-0.3	-2.4	28.0	41.7
Nikkei 225	23639	23567	0.3	0.1	-0.1	4.8
MSCI Emerging Index	1138	1134	0.4	0.2	2.1	10.0
MSCI Emerging Asia	635	633	0.3	0.2	12.2	22.0
MSCI Emerging Latin America	1956	1949	0.3	1.4	-33.0	-29.2
Shanghai	3325	3328	-0.1	-0.5	9.0	12.5
VIX Index	28.65	29.35	-2.4	8.5	107.9	98.1
Currencies						
	10/21	10/20	Daily Change (%)	Weekly Change (%)	YTD (%)	YoY Change (%)
EUR/USD	1.186	1.182	0.3	1.0	5.8	6.6
EUR/GBP	0.90	0.91	-1.2	0.0	6.7	4.4
EUR/CHF	1.07	1.07	0.1	0.1	-1.1	-2.5
USD/JPY	104.59	105.50	-0.9	-0.6	-3.7	-3.6
USD/CNY	6.65	6.68	-0.4	-1.0	-4.5	-6.0
USD/MXN	21.11	21.12	-0.1	-1.0	11.5	10.2
Commodities						
	10/21	10/20	Daily Change (%)	Weekly Change (%)	YTD (%)	YoY Change (%)
Global Commodities Index	74.1	73.9	0.3	1.5	-8.4	-5.5
Brent (US\$/barrel)	41.7	43.2	-3.3	-3.7	-36.8	-30.1
Gold (US\$/ounce)	1924.3	1907.0	0.9	1.2	26.8	29.4
Metal Index	214.3	212.3	0.9	3.6	10.7	9.5
Agricultural Index	285.9	284.7	0.4	2.3	7.0	14.0

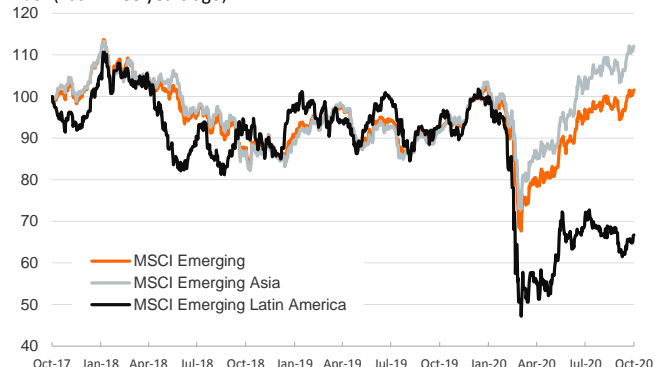
Main advanced stock markets

Index (100=Three years ago)



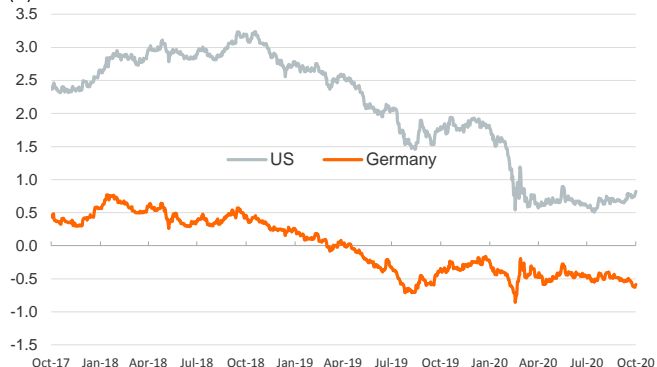
Emerging economies stock markets

Index (100=Three years ago)



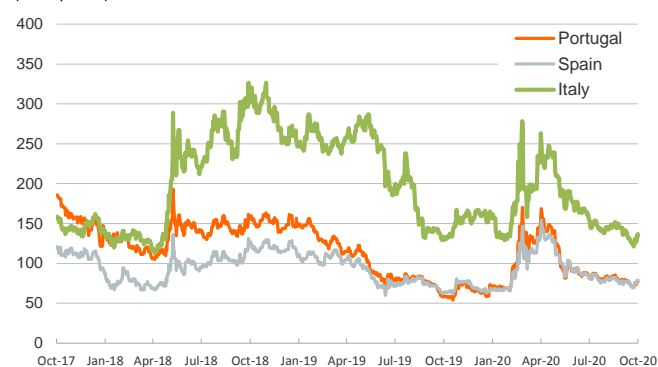
Yield on 10-year public debt: U.S. and Germany

(%)



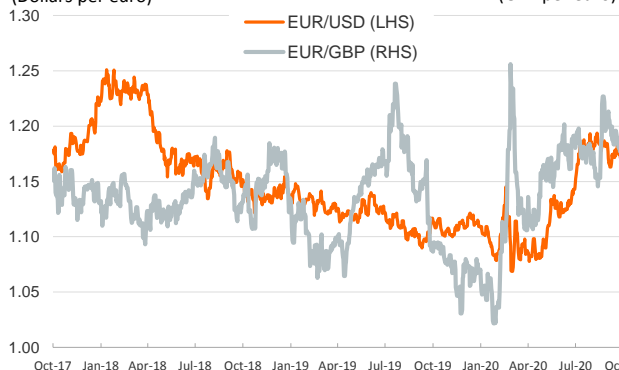
Risk Premium on 10-year debt: Italy, Spain and Portugal

(basis points)



Exchange rate: Advanced-economy currencies

(Dollars per euro)



Exchange rate: emerging economies index

(Index (100=Three years ago))



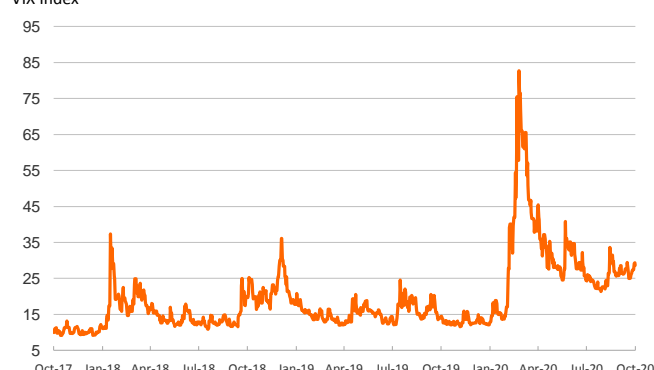
Brent oil price

(US\$/barrel)



Implied volatility on US stock markets

VIX Index



Notice regarding publication of the Banco BPI "Daily Report".

Daily Report – Financial Markets is a publication of Banco BPI prepared by its Research and Economic Analysis Department that contains information and opinions that come from sources considered reliable, but Banco BPI does not guarantee the accuracy of the same and is not responsible for errors or omissions contained therein. This document has a purely informative purpose, for which reason Banco BPI is not responsible in any case for the use made of it. Opinions and estimates are specific to the area and may be subject to change without notice.